

FY19/20 Budget Submittal

Ways & Means
January 16, 2019



South Carolina Department of Transportation

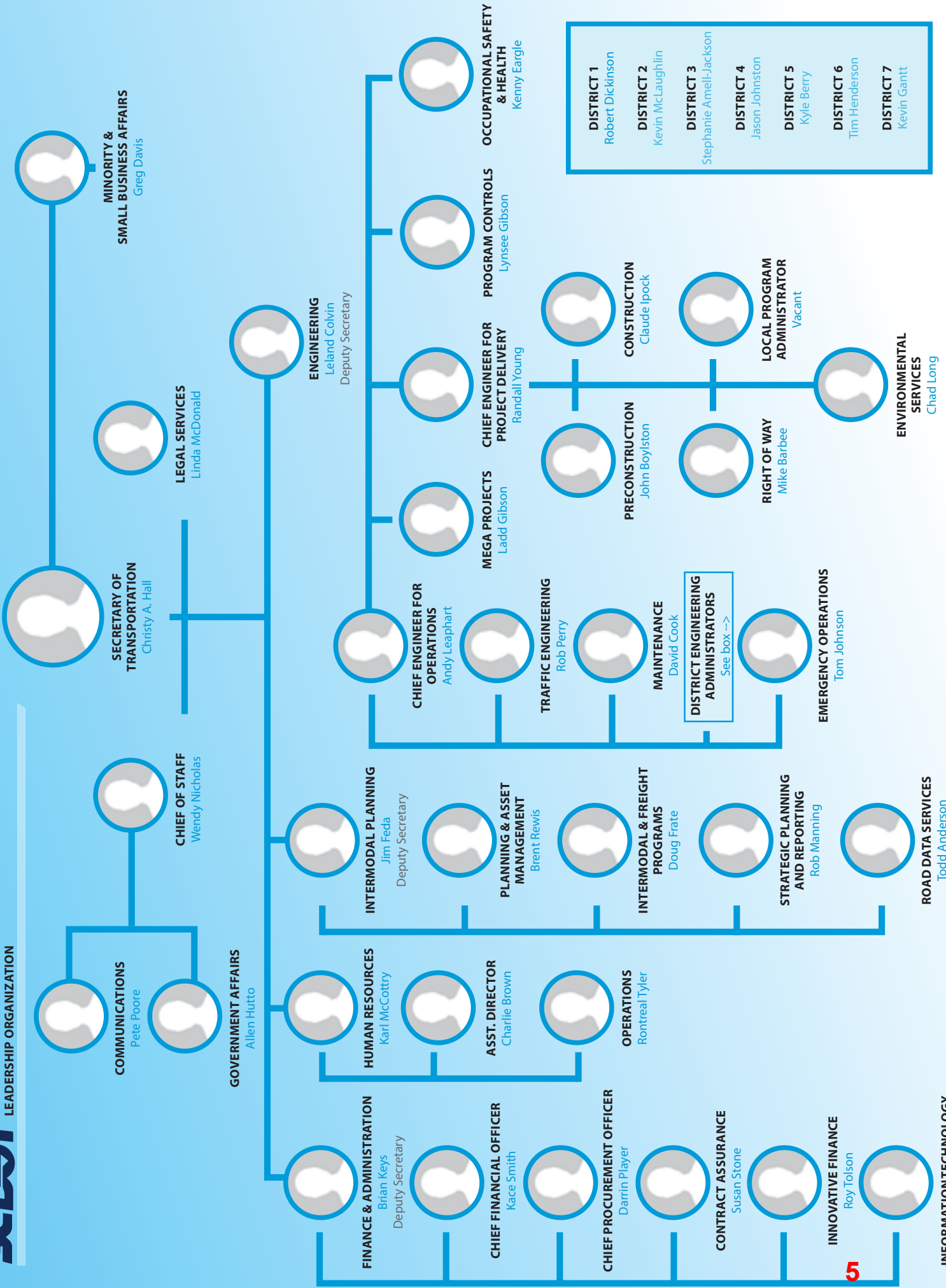
Intentionally Left Blank



South Carolina Department of Transportation Key Personnel
Contact Information

Title	First Name	Last Name	E-Mail Address	Direct Phone Number
Secretary of Transportation	Christy	Hall	HallCA@scdot.org	803-737-0874
Chief of Staff	Wendy	Nicholas	NicholasWB@scdot.org	803-737-0885
Deputy Secretary for Engineering	Leland	Colvin	ColvinLD@scdot.org	803-737-7900
Deputy Secretary for Intermodal Planning	James	Feda	FedaJJ@scdot.org	803-737-1456
Acting Deputy Secretary for Finance and Administration	Kace	Smith	SmithKL@scdot.org	803-737-1240
Chief Counsel	Linda	McDonald	McDonaldLC@scdot.org	803-737-1255
Director of Human Resources	Karl	McCottry	McCottryKM@scdot.org	803-737-4819
Director of Communications	Pete	Poore	PooreJP@scdot.org	803-737-1270
Director of Minority and Small Business Affairs	Greg	Davis	DavisGQ@scdot.org	803-737-1266
Legislative Liaison	Allen	Hutto	HuttoJA@scdot.org	803-737-0593

Intentionally Left Blank



Intentionally Left Blank

AGENCY NAME:	Department of Transportation		
AGENCY CODE:	U12	SECTION:	084

**Fiscal Year 2017-18
Accountability Report**

SUBMISSION FORM

AGENCY MISSION	SCDOT <i>connects communities and drives our economy</i> through the systematic planning, construction, maintenance and operation of the state highway system and the statewide intermodal transportation and freight system.
-----------------------	---

AGENCY VISION	It is SCDOT's vision to rebuild our transportation system over the next decade in order to provide adequate, safe and efficient transportation services for the movement of people and goods in the Palmetto state.
----------------------	---


Please select yes or no if the agency has any major or minor (internal or external) recommendations that would allow the agency to operate more effectively and efficiently.


RESTRUCTURING RECOMMENDATIONS:	Yes	No
	<input type="checkbox"/>	<input checked="" type="checkbox"/>

Please identify your agency's preferred contacts for this year's accountability report.

	<u>Name</u>	<u>Phone</u>	<u>Email</u>
PRIMARY CONTACT:	Rob Manning	803-737-2649	manningrl@scdot.org
SECONDARY CONTACT:	Susan Johnson	803-737-1381	johnsonsc@scdot.org

I have reviewed and approved the enclosed FY 2017-18 Accountability Report, which is complete and accurate to the extent of my knowledge.

AGENCY DIRECTOR (SIGN AND DATE):	
(TYPE/PRINT NAME):	Christy A. Hall, P.E., Secretary

BOARD/CMSN CHAIR (SIGN AND DATE):	
(TYPE/PRINT NAME):	Ben H. Davis, Jr., Chairman

AGENCY NAME:	Department of Transportation		
AGENCY CODE:	U12	SECTION:	084

AGENCY’S DISCUSSION AND ANALYSIS

The South Carolina Department of Transportation (SCDOT) is one of the five largest state agencies in South Carolina and has a staff of approximately 4,500 men and women who work in all of the state’s 46 counties, with the central headquarters located in Columbia. The agency’s purposes include planning, construction, maintenance, and operation of the state highway system, and the developing of a statewide intermodal and freight program.



A State Transportation Commission is the policy making body for SCDOT. It consists of nine-members – one member from each Congressional District and two at-large members. The Commission appoints the Secretary of Transportation who carries out the policies of the Commission, the daily operations of the agency and provides direction to staff.

The Secretary of SCDOT recognizes that the statewide network of all SCDOT divisions, departments, and units in offices at Headquarters and throughout the Districts are one team – **One SCDOT**. In retrospect of the extraordinary events of the past year, the SCDOT workforce not only serves to accomplish the mission and achieve the vision, it has also embodied the following SCDOT values:

- Team*
- Excellence*
- Accountability*
- Make a Difference*

INTERNAL & EXTERNAL FACTORS AFFECTING PERFORMANCE

Internal

Employees: Like many state agencies in South Carolina, our employees are our greatest asset. A large portion of the work force retired this year due to attrition or to the expiration of the Teacher & Employee Retention Incentive (TERI) Program, which occurred on June 30, 2018. Even though SCDOT experienced a high turnover of skilled and experienced employees, the mission remained unaffected because we planned for an evolving workforce by developing a strong bench of future leaders through succession planning.

Infrastructure Maintenance: Some of the biggest challenges we identified **last year** with the existing system were: (1) poor pavement conditions, (2) structurally-deficient bridges, (3) much-needed road widenings, and (4) deadly roads. These four areas continue to remain a major focus of our Ten-Year Plan.

Extraordinary Events: Each year SCDOT reacts to several natural or man-made disasters in the state. Such events include, but not limited to, hurricanes, severe storms, flooding, seismic activity, fires, emergency road/bridge closures, etc. Funding for such expenses comes from other budgeted items.

Training & Equipment: The inability to fully address internal requests for training, equipment, and updated facilities for our workforce are perpetual struggles for the Agency. With the rollout of the Strategic Plan, we were able to receive feedback from employees that can assist us in our efforts to provide tools for employees to accomplish the mission.

AGENCY NAME:	Department of Transportation		
AGENCY CODE:	U12	SECTION:	084

External

Unfavorable Ruling: Of highest risk to the Agency are potential unfavorable rulings of the constitutional challenges regarding Act 275 of 2016 and Act 40 of 2017, which financially underpin our Ten-Year Plan.

Contractors & Materials: For the first time in 30 years, SCDOT has the opportunity to make gradual, but real and significant strides toward bringing the highway system back from three decades of neglect due to the increased and sustainable revenue stream. To ensure that there are enough contractors to complete the work and enough materials to complete projects, SCDOT presented its Ten-Year Program Delivery Plan. Additionally, the “Roads Bill” ramps-up the funding (2 cents per year for 6 years) over the life of the bill. SCDOT is on pace to meet our program delivery goals, on-time and on-budget. By not building the program all at once and by giving Contractors a Ten-Year Plan, it allows them to “ramp up” their resources (staff, equipment, materials, resources, etc.) to meet SCDOT required projects goals and objectives.

Federal Funds: South Carolina's two largest revenue sources are Federal Funds derived from the Federal Motor Fuel User Fees and State Motor Fuel Revenues derived from the State Motor Fuel User Fees. These two revenue sources account for SCDOT’s total revenues with the Federal Funds contributing the largest share. Federal Funds can only be used on about half of the state-controlled highway system. A reduction in federal funds would certainly hinder the ability to build and maintain much of our system, especially the interstate and bridge programs.

State Funding: The SC General Assembly set the stage for a doubling of state funding for Roads in SC. This began in 2013 when \$110M in recurring funds was sent to SCDOT, another \$154M annually in 2016, and finally the landmark “Roads Bill” from last year. The “Roads Bill” added approximately \$149M to SCDOTs program the first year and then about \$50M per year until fully phased in for a total of about \$600M associated with the Roads Bill once the tax credit sunsets. All Acts netted together, our state dollars are expected to grow by just under \$800M.

Finances: While the Roads Bill provided substantial funding for SCDOT, there are funding gaps that remain. Both I-26 and I-95 need widening and many other urban and rural highways need widening in our fast-growing state. There are other remaining unfinanced requirements that will affect critical infrastructure needs of the state, such as the daily customer-service requests for routine maintenance items, deferred land and building needs (like rest area upgrades), transit needs, bridge needs, rural road safety program, and safety.

CURRENT EFFORTS & ASSOCIATED RESULTS

The Florence Morning News* summed up the first year of the Ten-Year Plan best ... **“SCDOT has experienced a record-breaking year in the first year of the agency’s 10-year plan to Rebuild S.C.’s Roads. For the first time in the agency’s history, the total amount of road and bridge work underway on the state’s highways has exceeded \$3 billion...” Secretary of Transportation Christy Hall said employing a strategic 10-year plan is contributing to the success.”** *(https://www.scnw.com/news/pee_dee_weekly/article_b758b604-886d-11e8-bb55-43243a9482a1.html)

Last year we provided insight and information on our Ten Year Plan and identified the biggest challenges of the existing highway system as: (1) poor pavement conditions, (2) structurally-deficient bridges, (3) much-needed road widenings, and (4) deadly roads. **This year** we are reporting that we have done exactly what we said we would do. SCDOT prepared this plan and shared it with lawmakers in 2017 during the discussions of the Roads Bill. Secretary Hall said, “We have held to the plan during its first year, which produced better-than-expected results. We will remain unwavering to the priorities within the four major program areas.” This will be a long process of transforming our road system, but below are the updates this first year:

AGENCY NAME:	Department of Transportation		
AGENCY CODE:	U12	SECTION:	084

POOR PAVEMENT CONDITIONS: This has been the single largest area of under-investment over the past three decades. SCDOT operates and maintains over 41,000 miles (90,000 lane miles) of roads and over 8,400 bridges, ranking SC as the *fourth largest state-owned highway system in the nation* according to the Federal Highway Administration (FHWA). More than half of our pavements have decayed so much that they need to be completely rebuilt from the foundation up, which is an \$11 billion problem for South Carolina. ***Our ten-year target of paving up to 3 percent of the network per year is ahead of plan after year one with up to 5 percent improvement on pavements.***

STRUCTURALLY-DEFICIENT BRIDGES: Last year when the Ten-Year Plan was launched, SCDOT identified the need to strategically target structurally-deficient bridges in the state. With the dramatic increase in bridge investments, we are able to target structurally-deficient bridges and load-restricted bridges on our major corridors. ***Our ten-year target of replacing 465 bridges is on schedule with 51 bridges under construction.***

INTERSTATE WIDENINGS: We were at least 10 years behind on widening projects throughout the state. SC needed a major increase in funding dedicated to the interstates. Funding of \$5 billion has been dedicated to this area with \$1 billion in widenings already underway along the heavily traveled I-85 corridor. ***Our ten-year target of improving 140 miles of interstates has made excellent progress with over 70 miles underway.***

RURAL ROAD/SAFETY: SC ranks #1 for the Fatality Rate in the nation. About 1,000 people die on our roads annually. The major roads in our rural areas are some of the deadliest roads in South Carolina. We developed a Rural Road Safety Program to target the worst of the worst. ***Our ten-year target of 1,000 miles for rural roads is ahead of schedule after 1-year with 187 miles underway.***

We have had a very good first year! In addition to our efforts on the Ten-Year Plan, SCDOT earned major achievements and awards. These successes reflect the strong leadership and the hard work of the SCDOT employees. Below are a few SCDOT highlights:

- SCDOT managed an influx of nearly 124,000 additional vehicles to South Carolina roads evacuating from neighboring states due to **Hurricane Irma** in September 2017. Nearly 2,100 SCDOT maintenance, district and headquarters employees worked around the clock to keep traffic moving and make needed emergency repairs.
- In just five days during October 2017, **SCDOT crews removed 12,000 cubic yards of sand** that had been left by Irma on a 1.5-mile stretch on Edisto Beach’s main artery, Palmetto Boulevard. Some areas on the road were as deep as 4 feet with sand. Employees filled 1,500 dump trucks with sand and swept the boulevard clean. The town’s mayor called it a ‘miracle.’ SCDOT received a **major regional transportation award** for this innovative approach.
- A **rare winter storm** that primarily impacted the coastal regions hit the state during January of 2018. SCDOT employees from the Upstate and Midlands assisted the Low country in an example of the “One DOT” approach that erases district and county lines when it comes to planning, responding to, and recovering from significant events affecting South Carolina.
- **Redesign of the SCDOT website** by March 2018 increased transparency making it more user-friendly.
- Secretary Hall led thousands of SCDOT maintenance workers and volunteers from various SCDOT offices on March 22, 2018, for a **litter pick-up** on highways in every county of the state. Those efforts resulted in the collection of over 20,000 (20,170) bags of litter, which was enough to fill over 100 dump trucks.
- On April 27, 2018, SCDOT unveiled the **SCDOT Workers Memorial** in front of SCDOT Headquarters (955 Park Street in Columbia). This memorial is dedicated to the men and women, dating back to the 1920s, who gave their lives in service to SCDOT and the State of South Carolina.

AGENCY NAME:	Department of Transportation		
AGENCY CODE:	U12	SECTION:	084

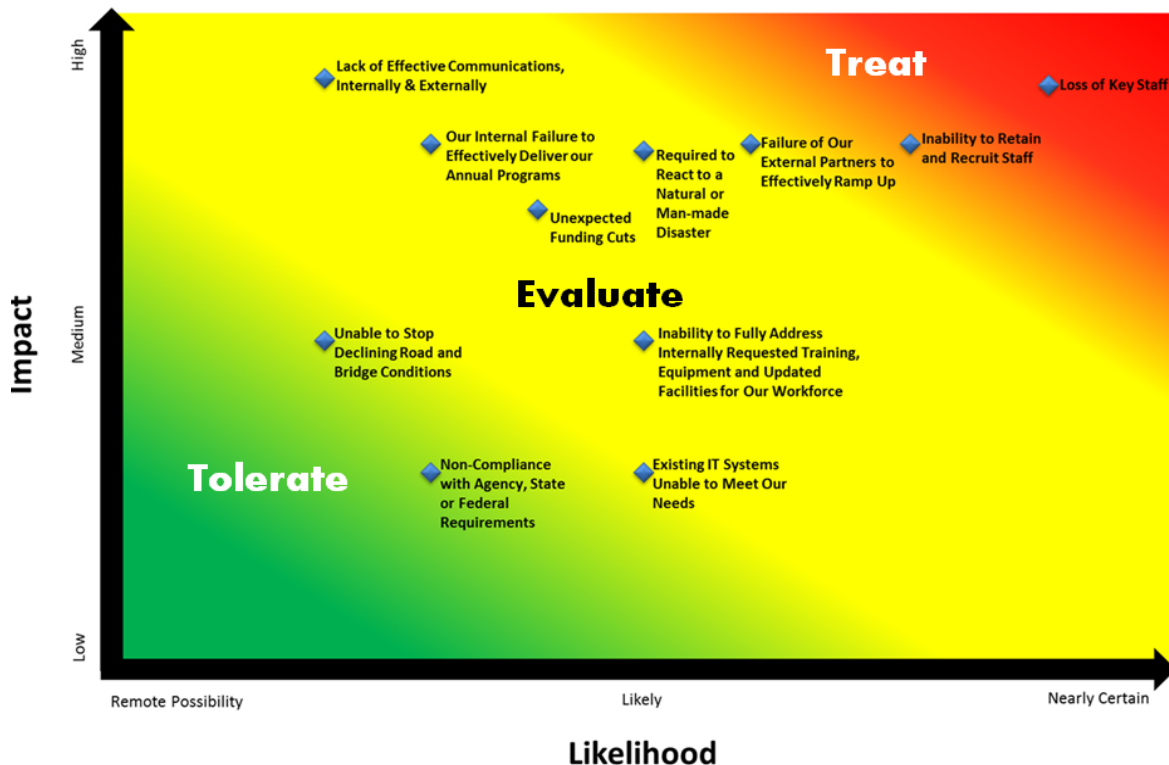
- SCDOT announced on June 2, 2018, that the I-526 **westbound bridge over the Wando River** was open well ahead of schedule, thanks to successful around-the-clock emergency repair operations. The westbound structure was closed when bridge inspectors found a broken cable on May 14.
- There was a record \$3 billion in road and bridge work underway across South Carolina as the first year of the SCDOT **Ten-Year Plan** ended on June 30, 2018.
- SCDOT added a "**Project Viewer**" to the agency's website (www.scdot.org) that allows anyone to "point and click" on an interactive road map of South Carolina. The user can choose between a list of project types (resurfacing, widening, bridge replacements, etc.) all across South Carolina, or a list of projects within a certain area of the state.

RISK ASSESSMENT & MITIGATION STRATEGIES

In previous Accountability Reports we identified that our roads and bridges were in crisis. Thanks to the General Assembly, we have been entrusted with the new Roads Bill. **We are very thankful for the opportunity to make a difference for South Carolina as we know our citizens and economy depends on it.** We understand the need for SCDOT to earn and keep the trust of the public.

During 2017, SCDOT performed an entity-wide risk assessment by surveying director-level staff across the agency. SCDOT directors identified and scored risks that have the potential to hinder achievement of agency goals and objectives. The scores were normalized and risks were categorized and prioritized by the executive leadership team. This resulted in the identification and assessment of the 11 entity-wide risks shown on the heat map below.

2017 RISK ASSESSMENT by SCDOT Leadership



Our task over the next 10 years and beyond is to repair and rebuild our transportation network to ensure that citizens and businesses can travel on a safe and reliable system; this is a core function of government. SCDOT is

AGENCY NAME:	Department of Transportation		
AGENCY CODE:	U12	SECTION:	084

entrusted with the responsibility to effectively and efficiently utilize tax payer funds to turn the status of the state-owned transportation network around.

There are three guides we will use to accomplish our mission - the Strategic Plan, Performance Management, and the Transportation Asset Management Plan (TAMP). The SCDOT Strategic Plan is overarching and provides direction through goals, strategies, objectives, and measures. The Performance Management tool tracks progress towards goals through outcome-based measures and provides information to guide decisions regarding changing or adjusting goals, targets, or investment levels. The TAMP is used to implement priorities by establishing investment levels and desired targets.

Strategic Plan

SCDOT has historically developed several versions of its strategic plan to set forth the mission and vision for the agency. Many of these plans were not fully implemented due to leadership changes, a wide range of competing priorities, and shifting funding. In July 2017, the entire SCDOT Agency began the next fiscal year but also embarked on a new Strategic Plan. The Secretary of Transportation spearheaded the effort in establishing and deploying an Agency Strategic Plan that set a new direction for SCDOT and transportation services in the state.

The SCDOT leadership team is committed to developing the Strategic Plan that is focused on addressing the transportation challenges facing the state and moving the Agency forward as an organization and steward of the state’s roadway network. In this effort, the Secretary reached out to all 4,500 employees across the state. Beginning in July 2017, each employee was hand-delivered a copy of the plan and presentations were delivered explaining the goals, strategies, and the direction. Each group also developed an action plan that would allow them to track their progress over the year.

We embraced this new direction and are moving forward. We completed our first year of this plan and tracked measures for each goal as reflected on the attached “Strategic Planning 2017-2018” and “Strategic Planning 2018-2019” spreadsheets. The Strategic Plan is based on the 5 goals:

- 1: **Improve safety** programs and outcomes in our high-risk areas.
- 2: **Maintain and preserve** our **existing** transportation infrastructure.
- 3: **Improve SCDOT program delivery** to increase efficiency and reliability of our road and bridge network.
- 4: **Provide a safe and productive work environment** for SCDOT employees.
- 5: **Earn public trust** through transparency, improved communications, and audit compliance.

The single most negative impact SCDOT could have on the public would be a result of the agency’s failure in accomplishing our goals and objectives and risking the safety of citizens who travel across our state. **Safety will always be our number one priority at SCDOT.** It is so important that two of our five goals above relate directly to Safety. (See goals #1 and #4 above.) During the rollout of the Strategic Plan, it was stressed that this plan is “Our Plan” and we wanted feedback. One of the messages that came back to us loud and clear was the need for SCDOT to significantly step up our safety measures to protect our team members in the field who put their lives on the line every day while working on our highways. This message fits hand-in-glove with our overall Work Zone Safety Campaign and slogan “Let ‘em Work, Let ‘em Live.” In April 2018, we responded with:

- **New Warning Lights** (44-inch-wide light bars with amber/white LED lights)
- **High Visibility Safety Vests** (High visibility lime colored, light-weight mesh vests with sleeves)
- **Lighted STOP/SLOW Paddles** (LED lighted STOP/SLOW paddles with flashing lights embedded)
- **Maintenance Work Zone Manual** (New flip books versus 500-page Work Zone Manual)
- **Temporary Work Zone Rumble Strips** (For maintenance work zones)
- **Blue Lights in Maintenance Work Zones** (Working with contractors and law enforcement to coordinate)

AGENCY NAME:	Department of Transportation		
AGENCY CODE:	U12	SECTION:	084

In addition to these protective measures designed to increase safety in work zones, we launched the Work Zone Safety campaign that will be the centerpiece campaign for SCDOT in the coming year. You will see more and more “Let ‘em Work, Let ‘em Live” messages broadcast to the public in the next year.

Performance Management Tool

Under the leadership of Secretary Hall and the SCDOT Commission the agency has embraced performance and asset management and continues to weave these philosophies into the everyday business activities of the Department. This means tying investment levels to a desired outcome of the condition and performance of our transportation system. We established targets and the entire organization is working together to achieve those targets.

We continue to look at ways to improve our efficiency. We have increased our transparency by publishing on our webpage our audits, financial reports, and dashboards, which reflect the condition of each objective in the Strategic Plan. Secretary Hall led the way in tying investment levels to achieving desired outcomes and increasing accountability.

Transportation Asset Management Plan (TAMP)

SCDOT has moved forward with the development and deployment of a Transportation Asset Management Plan (TAMP) which ties infrastructure investment to a predicted return on that investment. The TAMP lists the major infrastructure Assets, by type, that SCDOT is charged with managing for the state of SC. Ten-year asset-condition targets are established and funding assigned to achieve these targets through a risk zero-based analytical process intended to optimize the investments across the transportation system to achieve the maximum strategic results. The table below reflects the targets and forecasted average annual investment levels established for SCDOT’s safety, pavement, and bridge programs through 2026. The safety program includes dedicated funding of \$50M each year beginning with fiscal year 2018 for the Rural Road Safety Program, which consists of targeted safety improvements on high-risk rural roads.

Implementation of the strategic priorities and TAMP are key to aligning SCDOT’s internal and external efforts toward achievable results. “Year One” results indicate successful movement of the needle in the right direction for the important infrastructure items. Thanks to the investment in infrastructure recently passed by the General Assembly, SCDOT has been able to begin to make measurable, positive progress on rebuilding the state’s roads and bridges.

POOR PAVEMENT CONDITIONS: *Our ten-year target of paving up to 3 percent of the network per year is ahead of plan after 1-year with up to 5 percent improvement on pavements.*

STRUCTURALLY-DEFICIENT BRIDGES: *Our ten-year target of replacing 465 bridges is on schedule with 51 bridges under construction.*

INTERSTATE WIDENINGS: *Our ten-year target of improving 140 miles of interstates has made excellent progress with over 70 miles underway.*

RURAL ROAD/SAFETY: *Our ten-year target of 1,000 miles for rural road safety improvements is ahead of schedule after 1-year with 187 miles underway.*

2018 has been a “Record Breaking Year” for SCDOT by meeting goals as noted above and in deploying programs in accordance with expectations of the “Roads Bill.” A vital tool of that success is the management of the TAMP. For accountability purposes and fulfilling Section 57-1-380, SCDOT has chosen to publish “an annual update on achieving the TAMP performance goals to the General Assembly and the public” as part of this report. On the following page is the annual update of the TAMP.

AGENCY NAME:

Department of Transportation

AGENCY CODE:

U12

SECTION:

084

Transportation Asset Management Plan (TAMP) Performance Targets

Safety		2016 Baseline Condition		10-Year Target		Year One Results				
		2017 Forecasted Values		2017 Actual Values						
Fatalities (Statewide)		890	5 Year Rolling Average	886	5 Year Rolling Average	923	5 Year Rolling Average	915	5 Year Rolling Average	
Fatality Rate		1.75	5 Year Rolling Average	1.34	5 Year Rolling Average	1.79	5 Year Rolling Average	1.75	5 Year Rolling Average	
Number of Serious Injuries		3194	5 Year Rolling Average	2573	5 Year Rolling Average	3127	5 Year Rolling Average	3088	5 Year Rolling Average	
Serious Injury Rate		6.30	5 Year Rolling Average	3.89	5 Year Rolling Average	6.02	5 Year Rolling Average	5.94	5 Year Rolling Average	
Non-Motorized Fatalities & Serious Injuries		376	5 Year Rolling Average	351	5 Year Rolling Average	371	5 Year Rolling Average	370.6	5 Year Rolling Average	
Emphasis Area: Roadway Departures										
<i>Rural Road Safety Program</i>										
<i>Interstate Safety Program</i>										
<i>Rumble Strips Installation Program</i>										
Emphasis Area: Intersections & Other High-Risk Locations										
<i>Intersection Safety Projects</i>										
<i>Railroad Safety Projects</i>										
<i>Workzone Enforcement</i>										
<i>Target Zero Law Enforcement Teams</i>										
<i>Road Safety Assessments & Implementation</i>										
Emphasis Area: Vulnerable Roadway Users										
<i>Pedestrian & Bicycle Safety Projects</i>										
Safety Data Analytics										
Total Average Annual Funding										
Pavements	Centerline Miles	% VMT	2016 Baseline		10-Year Target		2017 Forecasted Value		2017 Actual	
			% Good	% Poor	% Good	% Poor	% Good	% Poor	% Good	% Poor
Interstate	851	30%	65%	10%	92%	3%	68%	9%	70%	14%
Primary	9,517	46%	19%	56%	53%	30%	22%	53%	27%	52%
Non-Interstate NHS	2,752	26%	25%	42%	72%	16%	30%	39%	32%	43%
Non-NHS Primaries	6,765	20%	16%	63%	48%	37%	19%	60%	25%	57%
FA Eligible Secondary	10,370	17%	19%	50%	40%	35%	21%	49%	20%	53%
Non-Federal Aid Eligible Secondary	20,657	7%	13%	56%	25%	45%	14%	55%	16%	57%
Total Average Annual Funding										
Bridges (by number)	# Structures	% VMT	2016 Baseline**		10-Year Target		2017 Forecasted Value		2017 Actual	
			% Good	% Poor defined as % SD*	% Good	% Poor defined as % SD	% Good	% Poor defined as % SD*	% Good	% Poor defined as % SD*
NHS	1,745	56%	48%	6%	66%	0%	50%	5%	48%	6%
Non-NHS	3,883	37%	46%	11%	41%	11%	45%	11%	46%	10%
Off-System	2,794	7%	40%	9%	36%	10%	39%	9%	42%	8%
Bridges (by deck area)	Bridge Deck Area† (square feet)	% VMT	2016 Baseline**		10-Year Target		2017 Forecasted Value		2017 Actual	
			% Good	% Poor defined as % SD*	% Good	% Poor defined as % SD	% Good	% Poor defined as % SD	% Good	% Poor defined as % SD
NHS	39,110,289	56%	42%	4%	60%	0%	44%	4%	41%	4%
Non-NHS	24,903,895	37%	50%	10%	41%	15%	49%	11%	50%	9%
Off-System	7,607,110	7%	51%	7%	44%	10%	50%	7%	53%	7%
Bridge Programs		2016 Baseline Condition		10-Year Target		2017 Forecasted Value		2017 Actual		
Load Restricted Bridge Program		348		0		313		315		
NHS Structurally Deficient Bridge Program		102		0		92		99		
Total Average Annual Funding										

Pavement condition based on Pavement Quality Index (PQI).
 NFA Secondary annual funding of \$121M includes estimated \$39M in CTC spending.
 * Structurally-Deficient.
 **Bridge conditions based on Federal Metrics.
 2017 bridge numbers by count taken from end of 2017 calendar year.
 2017 bridge numbers by deck area taken from first quarter 2018.

Proposed Ten-Year TAMP Budgets

Category	FY 2017	FY 2018	FY 2019	FY 2020	FY 2021	FY 2022	FY 2023	FY 2024	FY 2025	FY 2026	Ten-Year Average
Safety*	\$ 46,768,651	\$ 97,704,024	\$ 98,658,105	\$ 99,631,267	\$ 99,631,267	\$ 99,631,267	\$ 99,631,267	\$ 99,631,267	\$ 99,631,267	\$ 99,631,267	\$ 94,054,965
Pavement	\$348,280,000	\$ 401,800,000	\$ 417,000,000	\$ 487,000,000	\$ 562,000,000	\$ 642,000,000	\$ 702,000,000	\$ 702,000,000	\$ 702,000,000	\$ 702,000,000	\$566,608,000
Bridge	\$111,250,000	\$ 180,000,000	\$ 170,000,000	\$ 145,000,000	\$ 145,000,000	\$ 145,000,000	\$ 145,000,000	\$ 145,000,000	\$ 145,000,000	\$ 145,000,000	\$147,625,000

*Includes a minimum \$50M annually for the Rural Road Safety Program effective FY 2018.

AGENCY NAME:	Department of Transportation		
AGENCY CODE:	U12	SECTION:	084

PLANS UNDER DEVELOPMENT

RESTRUCTURING RECOMMENDATIONS

There are no recommendations for restructuring at this time. However, since the submittal of the 2017 Annual Accountability Report, there have been several changes within SCDOT. Many of these are in relation to employees retiring due to tenure and many from the Teacher & Employee Retention Incentive (TERI) Program, which expired June 30, 2018. There were also three organizational restructuring changes that occurred with the passage of the Roads Bill.

The Mega Projects office was created to support our Strategic Goal #3 – Improve SCDOT program delivery to increase efficiency and reliability of our road and bridge network. Since the passage of the road funding and development of the Ten-Year Plan, SCDOT will undertake at least three to four standalone projects that individually exceed \$500M. The Mega Projects office will manage these projects with a multi-discipline staff with backgrounds in alternative delivery construction procurement, project management, design, and construction in an effort to increase SCDOT’s internal efficiency of these mega-projects that are vital to our Ten-Year Plan.

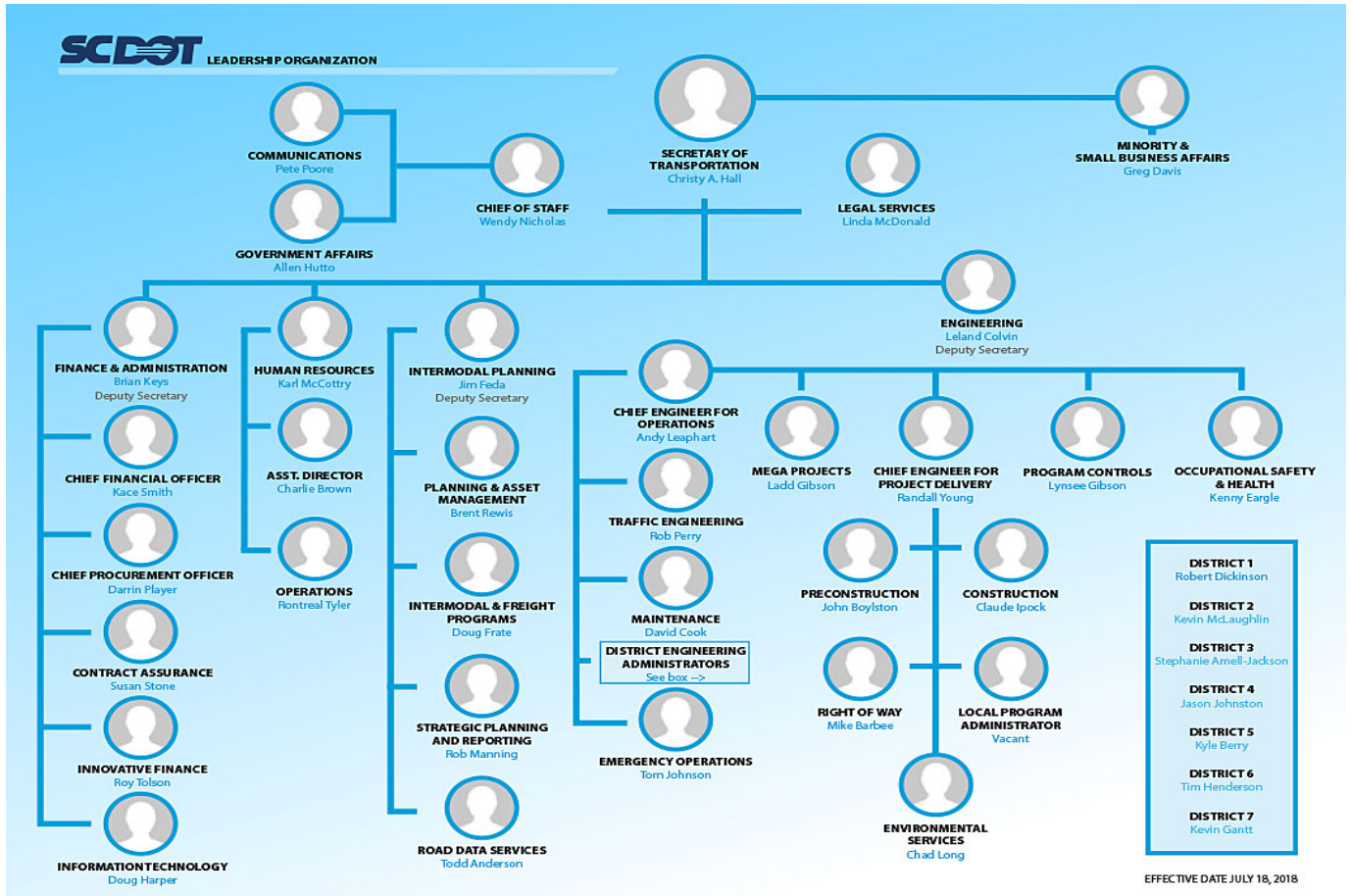
Additionally, to improve the efficiency and effectiveness of the Planning Office, the Office of Road Data Services was removed from that (sub) unit in October 2017 and made an independent unit under the leadership of the Director of Road Data Services. Road Data Services is the largest unit in the Intermodal Planning Division and this move will allow both units to focus on their particular areas of expertise.

Finally, with the passage of the Roads Bill in 2017, SCDOT reorganized program funding sources to align with the Roads Bill. The Program Controls unit, that involves program funding spanning the duties of both the Chief Engineer for Project Delivery and the Chief Engineer for Operations, was moved as a direct report to the Deputy Secretary for Engineering.

The following changes in Agency Leadership are reflected on the organizational chart on the subsequent page.

- **Mr. Jim Feda, P.E.**, was named Deputy Secretary for Intermodal Planning in July 2017.
- **Mr. David Cook, P.E.**, was named as the Director of Maintenance in July 2017.
- **Mr. Chad Long** was named as the Director of Environmental Services in July 2017.
- **Mr. Robert Dickinson, P.E.**, was named the District Engineering Administrator for District 1 in September 2017.
- **Mr. Ladd Gibson, P.E.**, was appointed as the Program Director for Mega Projects, overseeing the Carolina Crossroads Design/Build Project in October 2017.
- **Mr. Todd Anderson, P.E.**, was appointed as the Director of Road Data Services in October 2017.
- **Mr. Darrin Player** was selected as SCDOT’s Chief Procurement Officer in December 2017.
- **Mr. Claude Ipock, P.E.**, was selected as the Director of Construction in February 2018.
- **Mr. John Boylston, P.E.**, was selected as the Director of Preconstruction in January 2018.
- **Mr. Jason Johnston, P.E.**, was named the District Engineering Administrator for District 4 in January 2018.
- **Mr. Rob Perry, P.E.**, was selected as the Director of Traffic Engineering in March 2018.
- **Ms. Susan Stone** was appointed to the position of Director of Contract Assurance in March 2018.
- **Mr. Brent Rewis, P.E.**, was appointed to the position of Director of Planning & Asset Management in May 2018.

ORGANIZATION CHART



At the Commission level, several changes occurred. These are not employee positions and are, therefore, not shown on the above organizational chart:

- At the January 2017 meeting, Ben H. Davis, Jr., who represents the 3rd Congressional District, was elected Chairman of the Transportation Commission.
- Robert D. “Robby” Robbins who represents the 1st Congressional District, was elected Vice-Chairman.

Also, joining the Commission is:

- John H. Burriss, representing the 2nd Congressional District
- John Barnwell Fishburne representing the 6th Congressional District
- Kristen E. Blanchard who serves as *Governor's At-Large Appointee*
- James T. McLawhorn, Jr., who serves as *Governor's At-Large Appointee*

These changes bring the total number of SCDOT Commissioners to nine.

Strategic Planning and Performance Measurement Template												
Statewide Enterprise Strategic Objective	Type	Item #		Description	2016 Actual Base Year	2017-2018 Forecasted Values	2018 Actual	Time Applicable	Data Source and Availability	Calculation Method	Meaningful Use of Measure	
		Goal	Strategy									Measure
Maintaining Safety, Integrity and Security	G	1		Improve safety programs and outcomes in our high-risk areas.	1020		988	January 1 - December 31	Traffic Engineering	Fatalities from Jan.1 to Dec 31.	Save lives. Target: decrease by 2% from previous calendar year.	
	S		1.1	Continue implementation of Highway Safety Plan.		963 (2% decrease from previous year)						
	M		1.1.1.a.	Number of fatalities in the calendar year.								
	S		1.2	Develop and implement a data-driven, rural road safety program.		100 per year	187	July 1 - June 30	Traffic Engineering	Per centerline mile.	Reduce fatalities on rural roads. Targets 300 miles of rural road treated by December 2020.	
	M		1.2.1.a.	Miles of Rural Roads treated annually (contracted).	N/A							
	G	2		Maintain and preserve our existing transportation infrastructure.								
	S		2.1	Improve SCDOT's reliability on resolving reported maintenance issues.								
	M		2.1.1.a.	Annual average of percentage of routine maintenance work requests resolved within 30 days.	N/A	75%	85%	July 1 - June 30	Maintenance	Access database using HIMMS data to identify the number of work requests marked "Closed" or "Completed" within 30 days of receipt.	Be more responsive and keep public safe on roads and bridges statewide.	
	S		2.2	Utilize the Transportation Asset Management Plan (TAMP) to drive outcomes on system and asset condition.								
	M		2.2.1.a.	Percentage of Pavements in Good Condition.				January 1 - December 31	Maintenance	Values taken from the TAMP Performance Viewer and based on previous calendar year.	Keep public safe on roads and bridges statewide. Trend towards "good" pavements on 92% interstate routes, 53% primary routes, 40% federal aid roads, and 25% non-federal aid roads by June 30, 2027.	
M		2.2.2.a.	Number of Load-Restricted bridges.	348	315 (10% reduction per year on average)	338	July 1 - June 30	Maintenance & Preconstruction	Actual number of Load-Restricted bridges.	School buses, garbage trucks, and fire trucks have to go around load-restricted bridges. Trend towards zero by 2027.		
M		2.2.2.b.	Number of Structurally Deficient Bridges on the National Highway System.	102	99 (10% reduction per year on average)	97	July 1 - June 30	Maintenance & Preconstruction	Actual number of Structurally Deficient Bridges on the National Highway System.	Ensuring safety of our bridges. Trend towards zero by 2027.		

Strategic Planning and Performance Measurement Template

Statewide Enterprise Strategic Objective	Type	Item #		Description	2016 Actual Base Year		2017 Actual		2018 Forecasted Values		2018 Actual		Time Applicable	Data Source and Availability	Calculation Method	Meaningful Use of Measure	
		Goal	Strategy		Measure												
Public Infrastructure and Economic Development	M		2.2.3.a.	Maintenance Assessment Program (MAP) Scores for individual asset categories (Deficient Pavement, Markings, Unacceptable Shoulders, Deficient Brush Management, Deficient Limb Management, and Mowing).	Markings: 35.82%	37.47%	32.20%	32.20%	31.37%			31.37%	January 1 - December 31	Maintenance	MAP assessment data - 10% reduction from previous year on Deficient Pavement Markings, Unacceptable Shoulders, Deficient Brush Management, and Deficient Limb Management. Mowing has a minimum of 4 cycles per year.	Making steady and incremental progress to climb out of a deep hole due to 30 years of under funding. Trend towards reducing deficient pavement markings, unacceptable shoulders, deficient brush management, and deficient limb height by 10% by June 30, 2020.	
					Shoulders: 3.86%	3.87%	3.60%	3.60%	4.00%			4.00%					
					Brush: 9.00%	9.90%	8.90%	8.90%	10.18%			10.18%					
					Limb: 9.73%	10.00%	8.70%	8.70%	10.45%			10.45%					
					Mowing: 4	4	4	4	4			4					
	M		2.2.4.a.	Number of SCDOT titled public transit vehicles operating past their useful life.	47%	40%	40%	40%	38%			38%	July 1 - June 30	Intermodal & Freight Programs	Actual number of public transit vehicles operating past the prescribed useful life divided by the total number of vehicles.	Planning, developing, and coordinating a comprehensive intermodal transportation plan. Trend towards a target of 40% by June 30, 2020.	
	S		2.3	Increase competition by growing the number of South Carolina contractors capable of													
	M		2.3.1.a.	Number of certified Disadvantaged Business Enterprises (DBEs) and Small Business Enterprises (SBEs) that receive technical training, business development and management assistance through SCDOT.	0	39	125	125	252			252	July 1 - June 30	Minority & Small Business Affairs	Information tracked through DBE tracking system and FHWA Monthly reports.	Build and maintain relationships by facilitating the development of socially and economically disadvantaged businesses; thereby, enhancing their capability of doing business with SCDOT.	
	G	3		Improve SCDOT program delivery to increase the efficiency and reliability of our road and bridge network.													
	S		3.1	Target known congestion areas.													
M		3.1.1.a.	On-time delivery of critical Interstate-to-Interstate interchanges improvement projects.	N/A	on schedule	185/385: 2020	185/385: 2020	on schedule			on schedule	July 1 - June 30	Construction and Preconstruction	Utilizing project milestones in contract or approved by SCDOT.	Developing, designing, and delivering engineering projects for the construction of highways and bridges.		
M		3.1.1.b.	Average time to clear travel lanes for traffic incidents along our Incident Management Zones.	N/A	on schedule	126/20126: 2019	126/20126: 2019	on schedule			on schedule	July 1 - June 30	Traffic Engineering	Measured (in minutes) from detection to roadway clearance.	Easing known congested areas and improves safety.		
S		3.2	Increase SCDOT's reliability of delivering projects on-time and on-budget.														
M		3.2.1.a.	Percent of phases authorized on schedule for Interstate Widening and Bridge Replacement projects.	N/A	N/A	ROW: 75%	ROW: 75%	Interstate: 100% Bridge: 94%			Interstate: 100% Bridge: 94%	July 1 - June 30	Preconstruction	Utilizing project milestones in contract or approved by SCDOT.	Developing, designing, and delivering engineering projects for the construction of highways and bridges.		

Statewide Enterprise Strategic Objective	Type	Item #		Description	2016 Actual Base Year		2017 Actual		2017-2018 Forecasted Values		2018 Actual		Time Applicable	Data Source and Availability	Calculation Method	Meaningful Use of Measure
		Goal	Strategy		Measure	Year	Value	Value	Value	Value	Value	Value				
Maintaining Safety, Integrity and Security	M		3.2.1.b.	Percent of projects completed on time and construction budget.	N/A	80%	On Time by # of Contracts: 80%	73%	July 1 - June 30	Construction	Utilizing project milestones in contract or approved by SCDOT.	Developing, designing, and delivering engineering projects for the construction of highways and bridges.				
	M		3.2.2.a.	Development and initiation of a watershed mitigation strategy.	N/A	93%	On Budget by Total Cost/Bid: 90%	97%	July 1 - June 30	Environmental Management	Watershed mitigation strategy approved.	Successful launch by 6-30-2018.				
	M				N/A	0	100%	100%	July 1 - June 30	Environmental Management		Secure mitigation availability within the four highest priority watersheds by 6-30-2020.				
	G	4		Provide a safe and productive work environment for SCDOT employees.	N/A	0	4	4	July 1 - June 30	Environmental Management	Mitigation availability.					
	S	4.1		Promote workforce safety throughout the state.												
	M		4.1.1.a.	Number of "Let Em Work Let Em Live" messages transmitted to the public.	N/A	N/A	100	199	July 1 - June 30	Communications	Number of messages transmitted.	Providing greater public awareness to the challenges of work zone areas.				
	M		4.1.2.a.	Number of SCDOT fatalities in our work zones.	1	2	0	0	July 1 - June 30	Safety	Number of fatalities.	Save the lives of our SCDOT teammates.				
	M		4.1.2.b.	Number of reportable workplace injuries at SCDOT.	465	466	443 (5% reduction over previous 5-year rolling average)	426	July 1 - June 30	Safety	Total number reported from "Total first report of injury filled by year" along with # by district & HQ.	Live by the SCDOT motto of "Safety 1st - Live by it." Target of 5% reduction over previous 5-year rolling average.				
	S	4.2		Reinforce a culture of excellent customer service at SCDOT.												
	M		4.2.1.a.	Number of SCDOT Team members that have received updated Customer Service Training.	N/A	N/A	50% for first year	63%	July 1 - June 30	Human Resources	Percentage of total FTEs (6215) who have completed updated customer training.	Being more responsive, cordial, and helpful to our citizens. Saying thank you for basic items.				
	M		4.2.2.a.	Percentage of customer inquiries responded to within 2 business days.	N/A	N/A	95%	72%	July 1 - June 30	Call Center	Response times will be tracked and percentage will be calculated within the call center tracking system. Completion times are currently tracked, but acknowledgment times are not. Meeting with IT Services was held 7/18/17 to discuss needed changes to tracking system.	Providing timely, accurate, and relevant information to customers making the inquiries.				
	M		4.2.2.b.	Number of days to decision for commercial development permits following complete package submittals. (Percentage processed in 30 days or less.)	N/A	93%	90%	99%	July 1 - June 30	Maintenance	Encroachment Permit Processing System (EPPS) Report.	Providing timely response times to commercial developers.				
S	4.3		Plan for an evolving workforce.													
M		4.3.1.a.	Development and implementation of Succession Management planning.	N/A	3%	100%	100%	July 1 - June 30	Human Resources	Number of Direct Reports to the Secretary who have completed and submitted succession management plans.	Ensuring the right leaders are in place prior to major periods of transition (i.e. TERI retirement).					

Statewide Enterprise Strategic Objective	Type	Item #		Description	2016 Actual Base Year	2017 Actual	2017-2018 Forecasted Values		2018 Actual	Time Applicable	Data Source and Availability	Calculation Method	Meaningful Use of Measure
		Goal	Strategy				Measure	2017					
Government and Citizens	M			National Bridge Inspection Standards certified inspectors are readily available to assist in the inspection and monitoring of our bridges.	N/A	Contract proposals under review	Contract in place	Completed	July 1 - June 30	Maintenance	Director of Maintenance Information.	Must ensure critically important skilled personnel are available to inspect and monitor bridges.	
	M			Number of graduates of the LEAD, CPM and AASHTO leadership development programs.	N/A	61	60	88	July 1 - June 30	Human Resources	Number of graduates of respective courses who are in FTE positions in the Agency.	Building a bench of future leaders to maintain continuity and effectiveness of policies, procedures, and programs.	
	M			Number of employees that participate in Affirmative Action (AA) Overview training, including requirement for a 3-year refresher.	N/A	N/A	50% for first year	60% (2609)	July 1 - June 30	Minority & Small Business Affairs	The HR Learning Management System will be utilized to track/monitor employees (4343) upon completing the AA Overview training.	A top priority and especially important skill set during hiring actions. Target of 1.00% by July 1, 2019.	
	M			Development and implementation of an Affirmative Action (AA) training component for newly hired managers and supervisors.	N/A	N/A	Develop module	Completed	July 1 - June 30	Minority & Small Business Affairs	The AA Office will provide training during the Fundamentals of HR course. This course is offered 6 times per year, to include at least 10 hiring officials per class.	Enhancing equal opportunities through small business development, contracting, monitoring and workforce development.	
	G	5		Earn public trust through transparency, improved communications and audit compliance.									
	S		5.1	Utilize multiple ways to facilitate interactive communication about SCOOT.									
	M			Revamping the website to focus on the core areas.	N/A	N/A	Revamp website	Completed	July 1 - June 30	Information Technology and Communications	We are culling content from our site by working with individual departments, trying to attain feedback and design web pages.	Making our site more customer and user friendly and easier to do operations with SCOOT via the net.	
	M			Number of public speaking engagements.	N/A	N/A	100	175	July 1 - June 30	Communications	Number of speaking engagements recorded across the state.	Getting the SCOOT story out to the public. Making SCOOT operations more transparent.	
	S		5.2	Reboot our existing reports to make them easier to understand.									
	M			Statewide, District and County reports are published monthly on the webpage.	N/A	N/A	Financial Reports Updated & Published	Completed	July 1 - June 30	Finance	After SEES closes monthly transactions, a report of major funding activity is generated and published on webpage.	Making it easier to address and view technical reports.	
M			A simpler description of the process has been published on the webpage.	N/A	N/A	Publish Updated Description	Completed	July 1 - June 30	Communications and Planning	Review by non-engineering personnel.	Putting technical highway engineering language into material that is easier for the public to understand.		
S		5.3	Provide continuous assurance of audit compliance.										
M			Creation of a repository with regular updates, including verified management action plans.	N/A	N/A	Create Repository	Completed	January 1 - December 31	Internal Audit Services	Number of days past 1/1/18	Asking the "why" of what we do and ensuring we stay in compliance like a professional organization should.		

Strategic Planning and Performance Measurement Template																					
Type	Item #	Goal	Strategy	Measure	Description	2016 Actual Base Year	2017 Actual	2018 Actual	2018-2019 Forecasted Values	2019 Actual	Time Applicable	Data Source and Availability	Calculation Method	Meaningful Use of Measure							
G	1.1	1			Improve safety programs and outcomes in our high-risk areas.																
					Continue implementation of Highway Safety Plan.																
					Number of fatalities in the calendar year.	1020	983	988	968	January 1 - December 31	Traffic Engineering	Fatalities from Jan 1 to Dec 31.	Save lives. Target: decrease by 2% from previous calendar year.								
S	1.2				Develop and implement a data-driven, rural road safety program.																
					Miles of Rural Roads treated annually (contracted).	N/A	0	187	100 miles annually	July 1 - June 30	Traffic Engineering	Per centerline mile.	Reduce fatalities on rural roads. Target: 300 miles of rural road treated by December 2020.								
G	2				Maintain and preserve our existing transportation infrastructure.																
					Improve SCOD's reliability on resolving reported maintenance issues.																
M	2.1.1.a				Annual average of percentage of routine maintenance work requests resolved within 30 days.	N/A	81%	85%	75%	TBD	July 1 - June 30	Maintenance	Access database using HAMS data to identify the number of work requests marked "Close" or "Completed" within 30 days of receipt.	Be more responsive and keep public safe on roads and bridges statewide.							
					Utilize the Transportation Asset Management Plan (TAMP) to drive outcomes on system and asset condition.																
S	2.2				Percentage of Pavements in Good Condition.																
															Interstate 65%	TBD	70%	TBD	70%	TBD	Keep public safe on roads and bridges statewide. Trend towards "good" pavements on 92% Interstate routes, 53% primary routes, 40% federal aid roads, and 25% non-federal aid roads by June 30, 2027.
															Primary 23%	TBD	27%	TBD	29%	TBD	School buses, garbage trucks, and fire trucks have to go around load-restricted bridges. Trend towards zero by 2027.
															FA Sec. 19%	TBD	20%	TBD	23%	TBD	Ensuring safety of our bridges. Trend towards zero by 2027.
M	2.2.1.a																				
																NFA Sec. 15%	TBD	16%	TBD	17%	TBD
M	2.2.2.a				Number of Load-Restricted bridges.	348	315	338	10% reduction per year on average	TBD	July 1 - June 30	Maintenance & Preconstruction									
M	2.2.2.b				Number of Structurally Deficient Bridges on the National Highway System.	102	99	97	10% reduction per year on average	TBD	July 1 - June 30	Maintenance & Preconstruction									

Type	Item #	Goal	Strategy	Measure	Description	2016 Actual Base Year				2017 Actual		2018 Actual		2018-2019 Forecasted Values		2019 Actual		Time Applicable	Data Source and Availability	Calculation Method	Meaningful Use of Measure
						Markings	Shoulders	Brush	Limbing	Mowing	37.47%	3.67%	9.50%	10.00%	4	4	32.20%				
M	2.2.3.a.				Maintenance Assessment Program (MAP) Scores for individual asset categories (Deficient Pavement Markings, Unacceptable Shoulders, Deficient Brush Management, Deficient Limb Management, and Mowing).	35.82%	3.96%	9.50%	9.73%	4	37.47%	4.00%	10.18%	10.45%	4	32.20%	3.66%	8.90%	8.20%	4	MAP assessment data - 10% reduction from previous year on Deficient Pavement Markings, Unacceptable Shoulders, Deficient Brush Management, and Deficient Limb Management. Mowing management and deficient limb height by 10% by June 30, 2020.
M	2.2.4.a.				Number of SCDOT (third) public transit vehicles operating past their useful life.	47%				40%	38%					40%				Actual number of public transit vehicles operating past the prescribed useful life divided by the total number of vehicles.	
S	2.3				Increase competition by growing the number of South Carolina contractors capable of bidding on road and bridge work.																
M	2.3.1.a.				Number of certified Disadvantaged Business Enterprises (DBEs) and Small Business Enterprises (SBEs) that receive technical training, business development and management assistance through SCDOT.	0				39	252				125					Information tracked through DBE tracking system and FHWA Monthly reports.	
G	3				Improve SCDOT program delivery to increase the efficiency and reliability of our road and bridge network.																
S	3.1				Target known congestion areas.																
M	3.1.1.a.				On-time delivery of critical interstate-to-interstate interchanges improvement projects.	N/A				on schedule	on schedule	on schedule	on schedule	on schedule	1,857,985: 2020					Utilizing project milestones in contract or approved by SCDOT.	
M	3.1.1.b.				Average time to clear travel lanes for traffic incidents along our Incident Management Zones.	N/A				23,24	23,34				20,00					Measured from detection to roadway clearance.	
S	3.2				Increase SCDOT's reliability of delivering projects on-time and on-budget.																
M	3.2.1.a.				Percent of phases authorized on schedule for Interstate Widening and Bridge Replacement projects.	N/A				N/A	Interstate: 100% Bridge: 94%				ROW: 7%					Utilizing project milestones in contract or approved by SCDOT.	
M	3.2.1.b.				Percent of projects completed on time and construction budget.	N/A				N/A	Interstate: 67% Bridge: 78%				Construction: 80%					Utilizing project milestones in contract or approved by SCDOT.	

Agency Name:	Agency Code:	Strategic Planning and Performance Measurement Template													
		Type	Item #	Measure	Description	2016 Actual Year	2017 Actual	2018 Actual	2018-2019 Forecasted Values	2019 Actual	Time Applicable	Data Source and Availability	Calculation Method	Meaningful Use of Measure	
Statewide Enterprise Strategic Objective	U120	M		3.2.2.a.	Development and initiation of a watershed mitigation strategy.	N/A	0	100%	100%	TBD	July 1 - June 30	Environmental Management	Watershed mitigation strategy approved.	Successful launch by 6-30-2018.	
		G	4		Provide a safe and productive work environment for SCDOT employees.	N/A	0	4	4	TBD	July 1 - June 30	Environmental Management	Mitigation availability.	Secure mitigation availability within the four highest priority watersheds by 6-30-2020.	
		S	4.1		Promote workforce safety throughout the state.										
		M		4.1.1.a.	Number of "Let 'Em Work, Let 'Em Live" messages transmitted to the public.	N/A	N/A	199	100	TBD	July 1 - June 30	Communications	Number of messages transmitted.	Providing greater public awareness to the challenges of work zone areas.	
		M		4.1.2.a.	Number of SCDOT fatalities in our work zones.	1	2	0	0	TBD	July 1 - June 30	Safety	Number of fatalities.	Save the lives of our SCDOT teammates.	
		M		4.1.2.b.	Number of reportable workplace injuries at SCDOT.	465	466	426	405 decrease from previous calendar year	TBD	July 1 - June 30	Safety	Total number reported from "Total first report of injury filed by year" along with # by district & HQ.	Live by the SCDOT motto of, "Safety 1st - Live by it." Target of 5% reduction over previous 5-year rolling average.	
		S	4.2		Reinforce a culture of excellent customer service at SCDOT.										
		M		4.2.1.a.	Number of SCDOT Team members that have received updated Customer Service Training.	N/A	N/A	63% (2648)	100% (4215)	TBD	July 1 - June 30	Human Resources	Percentage of total FTEs who have completed updated customer training.	Bring more responsive, cordial, and helpful to our citizens. Saying thank you for basic items.	
		M		4.2.2.a.	Percentage of customer inquiries responded to within 2 business days.	N/A	N/A	72%	95%	TBD	July 1 - June 30	Call Center	Response times will be tracked and percentage will be calculated within the call center tracking system. Completion times are currently tracked, but acknowledgement times are not. Meeting with IT Services was held 7/7/18/17 to discuss needed changes to tracking system.	Providing timely, accurate, and relevant information to customers making the inquiries.	
		M		4.2.2.b.	Number of days to decision for commercial development permits following complete package submittals. (Processed in 30 days or less.)	N/A	93%	99%	90%	TBD	July 1 - June 30	Maintenance	Encroachment Permit Processing System (EPPS) Report.	Providing timely response times to commercial developers.	
		S	4.3		Plan for an evolving workforce.										
		M		4.3.1.a.	Development and Implementation of Succession Management planning.	N/A	3%	100%	100%	TBD	July 1 - June 30	Human Resources	Number of Direct Reports to the Secretary who have completed and submitted succession management plans.	Ensuring the right leaders are in place prior to major periods of transition (i.e. TER retirement).	
		M		4.3.1.b.	National Bridge Inspection Standards certified inspectors are readily available to assist in the inspection and monitoring of our bridges.	N/A	Contract proposals under review	Completed	Contracts in place	TBD	July 1 - June 30	Maintenance	Director of Maintenance information.	Must ensure critically important skilled personnel are available to inspect and monitor bridges.	
		M		4.3.2.a.	Number of graduates of the LEAD, CPM and AASHTO leadership development programs.	N/A	61	88	60	TBD	July 1 - June 30	Human Resources	Number of graduates of respective courses who are in FTE positions in the Agency.	Building a bench of future leaders to maintain continuity and effectiveness of policies, procedures, and programs.	

Strategic Objective		Strategic Planning and Performance Measurement Template										
Type	Item #	Measure	Description	2016 Actual Year	2017 Actual	2018 Actual	2018-2019 Forecasted Values	2019 Actual	Time Applicable	Data Source and Availability	Calculation Method	Meaningful Use of Measure
M	4.3.3.a.	4.3.3.a.	Number of employees that participate in Affirmative Action (AA) Overview training, including requirement for a 3-year refresher.	N/A	N/A	60% (260/9)	100% (4343)	TBD	July 1 - June 30	Minority & Small Business Affairs	The HR Learning Management System will be utilized to track/monitor employees upon completing the AA Overview training.	A top priority and especially important skill set during hiring actions. Target of 100% by July 1, 2019.
M	4.3.3.b.	4.3.3.b.	Development and implementation of an Affirmative Action (AA) training component for newly hired managers and supervisors.	N/A	N/A	Completed	Develop module	TBD	July 1 - June 30	Minority & Small Business Affairs	The AA Office will provide training during the implementation of HR Management course. This course is offered 6 times per year, 1 to include at least 10 hiring officials per class.	Enhancing equal opportunities through small business development, contracting, monitoring and workforce development.
G	5		Earn public trust through transparency, improved communications and audit compliance.									
S	5.1		Utilize multiple ways to facilitate interactive communication about SCOD.									
M	5.1.1.a.	5.1.1.a.	Revamping the website to focus on the core areas.	N/A	N/A	Completed	Revamp website	TBD	July 1 - June 30	Information Technology and Communications	We are culling content from our site by working with individual departments, trying to attain feedback and design web pages.	Making our site more customer and user friendly and easier to do operations with SCOD via the net.
M	5.1.2.a.	5.1.2.a.	Number of public speaking engagements.	N/A	N/A	175	100	TBD	July 1 - June 30	Communications	Number of speaking engagements recorded across the state.	Getting the SCOD story out to the public. Making SCOD operations more transparent.
S	5.2		Retool our existing reports to make them easier to understand.									
M	5.2.1.a.	5.2.1.a.	Statewide, District and County reports are published monthly on the webpage.	N/A	N/A	Completed	Financial Reports Updated & Published	TBD	July 1 - June 30	Finance	After SCEIS closes monthly transactions, a report of major funding activity is generated and published on webpage.	Making it easier to address and view technical reports.
M	5.2.2.a.	5.2.2.a.	A simpler description of the process has been published on the webpage.	N/A	N/A	Completed	Publish Updated Description	TBD	July 1 - June 30	Communications and Planning	Review by non-engineering personnel.	Putting technical highway engineering language into material that is easier for the public to understand.
S	5.3		Provide continuous assurance of audit compliance.									
M	5.3.1.a.	5.3.1.a.	Continuous management of repository with regular updates, including verified management action plans.	N/A	N/A	Completed	Manage Repository	TBD	January 1 - December 31	Internal Audit Services	Number of days part.17/19.	Asking the "why" of what we do and ensuring we stay in compliance like a professional organization should.

Agency Name: DEPARTMENT OF TRANSPORTATION
 Agency Code: U120 Section: 084

Program/Title	Purpose	FY 2017-18 Expenditures (Actual)			FY 2018-19 Expenditures (Projected)			TOTAL	Associated Measure(s)
		General	Other	Federal	General	Other	Federal		
I. Administration									
I.A. General	Provide support services needed to facilitate the delivery of SCOT's mission.	\$ 43,133,631			\$ 53,974,922			\$ 53,974,922	1.1.1.a., 1.2.1.a., 2.1.1.a., 2.2.1.a., 2.2.2.a., 2.2.3.a., 2.3.1.a., 3.1.1.a., 3.2.1.a., 3.2.2.a., 4.1.1.a., 4.2.1.a., 4.2.2.a., 4.3.1.a., 4.3.2.a., 4.3.3.a., 5.1.1.a., 5.1.2.a., 5.2.1.a., 5.2.2.a.
I.B. Land & Buildings	Statewide maintenance facilities, district offices, sign shop, lab, and land (i.e. right-of-way).	\$ 586,817	\$ 3,609,822		\$ 9,757,635			\$ 9,757,635	1.1.1.a., 1.2.1.a., 2.3.1.a., 3.1.1.a., 3.1.1.a., 4.1.1.a., 4.2.2.a., 4.3.1.a., 4.3.2.a., 4.3.3.a., 5.1.1.a.
II. Highway Engineering									
II.A. Engineering Admin & Project Management	Program funds the core engineering project management to support the statewide delivery of the highway program.	\$ 88,843,841			\$ 101,235,825			\$ 101,235,825	1.1.1.a., 1.2.1.a., 2.1.1.a., 2.2.1.a., 2.2.2.a., 2.2.3.a., 2.3.1.a., 3.1.1.a., 3.2.1.a., 3.2.2.a., 4.1.1.a., 4.2.1.a., 4.2.2.a., 4.3.1.a., 4.3.2.a., 4.3.3.a., 5.1.1.a., 5.1.2.a., 5.2.1.a., 5.2.2.a.
II.B. Engineering Construction	Program funds the construction and repair of roads and bridges statewide.	\$ 58,953,938	\$ 1,228,893,053		\$ 1,708,848,122			\$ 1,708,848,122	1.1.1.a., 1.2.1.a., 2.2.2.a., 2.3.1.a., 3.1.1.a., 3.2.1.a., 4.1.1.a., 4.3.1.a., 4.3.2.a., 4.3.3.a., 5.1.1.a., 5.1.2.a.

Agency Name:	DEPARTMENT OF TRANSPORTATION	
Agency Code:	U120	Section: 084

Program/Title	Purpose	FY 2017-18 Expenditures (Actual)			FY 2018-19 Expenditures (Projected)			TOTAL	Associated Measure(s)
		General	Other	Federal	General	Other	Federal		
III. Highway Maintenance	Program funds the routine maintenance of statewide roads, bridges, buildings, and rights-of-way, as well as work requests received.		\$ 232,627,703		\$ 232,627,703		\$ 286,167,794		1.1.1.a., 1.2.1.a., 2.1.1.a., 2.2.1.a., 2.2.2.a., 2.2.3.a., 2.3.1.a., 3.1.1.a., 3.2.1.a., 3.2.2.a., 4.1.1.a., 4.2.1.a., 4.2.2.a., 4.3.1.a., 4.3.2.a., 4.3.3.a., 5.1.1.a., 5.1.2.a., 5.2.1.a., 5.2.2.a., 5.3.1.a.
III. Toll Operations	Annual debt service and operations of Cross Island Parkway.		\$ 6,774,959		\$ 6,774,959		\$ 7,697,187		1.1.1.a., 1.2.1.a.
IV. Non-Federal Aid Highway Fund	Operating expenses for maintenance activities and contracts on non federal aid secondary roads.		\$ 111,478,286		\$ 111,478,286		\$ 108,476,262		1.1.1.a., 1.2.1.a., 2.1.1.a., 2.2.1.a., 2.2.2.a., 2.2.3.a., 2.3.1.a., 3.1.1.a., 3.2.1.a., 3.2.2.a., 4.1.1.a., 4.2.1.a., 4.2.2.a., 4.3.1.a., 4.3.2.a., 4.3.3.a., 5.1.1.a., 5.1.2.a., 5.2.1.a., 5.2.2.a., 5.3.1.a.
V. Mass Transit	Intermodal Planning and allocations and aid for transit services, equipment and operating expenses.	\$ 57,270	\$ 30,016,300		\$ 30,073,570	\$ 57,270	\$ 34,735,437		1.1.1.a., 1.2.1.a., 2.2.4.a., 3.1.1.a., 3.2.1.a.
VI. Employee Benefits	State employer contribution and total fringe benefits.		\$ 86,427,504		\$ 86,427,504		\$ 96,890,004		4.3.1.a., 4.3.2.a., 4.3.3.a.
Totals		\$ 59,598,025	\$ 1,831,805,100	\$ -	\$ 1,891,403,125	\$ 57,270	\$ 2,407,783,188	\$ 2,407,840,458	

As of 07/16/18

DEPARTMENT OF TRANSPORTATION
U120 Section: 084

Legal Standards Template		Statutory Requirement and/or Authority Granted		Does this law specify who your agency must or may serve? (Y/N)	Does the law specify a product or service your agency must or may provide?	If yes, what type of service or product?	If either service or product, please specify what service or product.
Law Number	Jurisdiction	Type of Law					
1	State	Statute	The entirety of Title 57 applies to the Department of Transportation. Title 57 contains the following Chapters: 1. General Provisions; 3. Department of Transportation; 5. State Highway System; 7. Obstruction or Damage to Roads or Drainage; 9. Abandonment or Closing of Streets, Roads or Highways; 11. Financial Matters; 13. Provisions Affecting Bridges Only; 15. Provisions Affecting Ferries Only; 17. County Roads, Bridges, and Ferries Generally; 19. County Road Taxes and Assessments; 21. Paving Districts in Counties with City of Over 70,000; 23. Highway Beautification and Scenic Routes; 25. Outdoor Advertising and 27. Junkyard Control.	Yes	Yes	Other service or product our agency must/may provide	The systematic planning, construction, maintenance and operation of the state highway system and the development of a statewide intermodal and freight system that is consistent with the needs of the public.
2	State	Regulation	Chapter 63 of the SC Code Regulations applies to the Department of Transportation. The regulations include: 63-10 - Transportation Project Prioritization; 63-30 - Commission approval of actions; 63-100 - Secretary of Transportation Approval of Actions; 63-300 to 309 - Prequalification and Disqualification of Bidders; 63-322 - Relocation of Displaced Persons; 63-338 - Highway Advertising Control Act; 63-361 - Movement of Machinery over Highways; 63-370 - Driveways; 63-380 - Erosion Control; 63-390 - Tandem Trailer Combinations and Other Larger Vehicle Access Control Act; 63-700, et seq. Disadvantaged Business Enterprises Program; 63-800 - Bus Shelters; 63-900 - Scenic Byways; 63-1000 Sign requirements for petitions to close roads.	Yes	Yes	Other service or product our agency must/may provide	Detailed rules concerning the planning, construction, maintenance and operation of the state highway system.
3	State	Statute	Consent required for highway work within municipalities.	Yes	Yes	Other service or product our agency must/may provide	Coordination with municipalities on improvements to state highways within the municipality.
4	State	Statute	Restructuring Report and Seven Year Cost Savings Plan that provides initiatives and/or planned actions that implement cost savings and increased efficiencies of services and responsibilities within the projected seven year period.	Yes	Yes	Report our agency must/may provide	
5	State	Statute	Restructuring Report Department reports giving detailed and comprehensive recommendations for the purposes of merging or eliminating duplicative or unnecessary divisions, programs, or personnel within each department to provide a more efficient administration of government services.	Yes	Yes	Report our agency must/may provide	
6	State	Statute	Amended in 2007 to include District Engineering Administrators.	Yes	Yes	Report our agency must/may provide	
7	State	Statute	Penalties for obstructions in the right of way without a permit.	Yes	No		
8	State	Statute	Minority Business Enterprise (MBE) Utilization Plan.	Yes	Yes	Report our agency must/may provide	
9	State	Statute	Distribution of gasoline user fee among counties also referred to as C-Fund. Includes appointments, formula distribution, and requirements for expenditure of funds; county transportation committees.	Yes	Yes	Other service or product our agency must/may provide	Allocation of C funds to counties; administration of C funds for some counties; approval of countywide and regional transportation plans; review of compliance with certain aspects of C fund law.
10	State	Statute	State set-asides for small businesses owned and controlled by socially and economically ethnic minorities (MBE's) and disadvantaged females (WBE's).	Yes	Yes	Report our agency must/may provide	

11	SC Code Section 44-96-140	State	Statute	Recycling programs of state government; state procurement policy; report of the Department of Transportation.	Yes	Yes	Report our agency must/may provide	Administer federally funded highway projects and programs.
12	US Code of Laws: Title 23	Federal	Statute	Federal Statutes applicable to federally funded highway programs.	Yes	Yes	Other service or product our agency must/may provide	Administer federally funded highway projects and programs.
13	23 Code of Federal Regulations	Federal	Statute	Federal Regulations applicable to federally funded highway programs.	Yes	Yes	Other service or product our agency must/may provide	Administer federally funded highway projects and programs.
14	49 US Code, Title 49, Subtitle III	Federal	Statute	Section 5301, et seq. - Public Transportation.	Yes	Yes	Other service or product our agency must/may provide	Administer federally funded highway projects and programs.
15	49 Code of Federal Regulations	Federal	Regulation	Federal regulations applicable to federally funded transportation programs.	Yes	Yes	Other service or product our agency must/may provide	Delivery of Federal-aid Highway and Transit programs.
16	FY18-19 Proviso 84.1	State	FY 2018-19 Proviso	Expenditure Authority Limitation.	Yes	Yes	Other service or product our agency must/may provide	May spend all cash balances from previous years.
	FY17-18 Proviso 84.1	State	FY 2017-18 Proviso	Expenditure Authority Limitation.	Yes	Yes	Other service or product our agency must/may provide	May spend all cash balances from previous years.
	FY16-17 Proviso 84.1	State	FY 2016-17 Proviso	Expenditure Authority Limitation.	Yes	Yes	Other service or product our agency must/may provide	May spend all cash balances from previous years.
17	FY18-19 Proviso 84.2	State	FY 2018-19 Proviso	Special Fund Authorization.	Yes	Yes	Other service or product our agency must/may provide	May set up special funds with State Treasurer.
	FY17-18 Proviso 84.2	State	FY 2017-18 Proviso	Special Fund Authorization.	Yes	Yes	Other service or product our agency must/may provide	May spend all cash balances from previous years.
	FY16-17 Proviso 84.2	State	FY 2016-17 Proviso	Special Fund Authorization.	Yes	Yes	Other service or product our agency must/may provide	May spend all cash balances from previous years.
18	FY18-19 Proviso 84.3	State	FY 2018-19 Proviso	Secure Bonds & Insurance.	Yes	Yes	Other service or product our agency must/may provide	May secure bonds and insurance as proper and advisable.
	FY17-18 Proviso 84.3	State	FY 2017-18 Proviso	Secure Bonds & Insurance.	Yes	Yes	Other service or product our agency must/may provide	May spend all cash balances from previous years.
	FY16-17 Proviso 84.3	State	FY 2016-17 Proviso	Secure Bonds & Insurance.	Yes	Yes	Other service or product our agency must/may provide	May spend all cash balances from previous years.
19	FY18-19 Proviso 84.4	State	FY 2018-19 Proviso	Benefits.	Yes	Yes	Other service or product our agency must/may provide	SCDOT employees shall receive equal compensation increases, health insurance benefits and bonuses as provided for other state agencies; to be provided from SCDOT funds.
	FY17-18 Proviso 84.4	State	FY 2017-18 Proviso	Benefits.	Yes	Yes	Other service or product our agency must/may provide	SCDOT employees shall receive equal compensation increases, health insurance benefits and bonuses as provided for other state agencies; to be provided from SCDOT funds.
	FY16-17 Proviso 84.4	State	FY 2016-17 Proviso	Benefits.	Yes	Yes	Other service or product our agency must/may provide	SCDOT employees shall receive equal compensation increases, health insurance benefits and bonuses as provided for other state agencies; to be provided from SCDOT funds.
20	FY18-19 Proviso 84.5	State	FY 2018-19 Proviso	Document Fees.	Yes	Yes	Other service or product our agency must/may provide	May charge fees for documents provided to public based on actual costs and handling costs.
	FY17-18 Proviso 84.5	State	FY 2017-18 Proviso	Document Fees.	Yes	Yes	Other service or product our agency must/may provide	May charge fees for documents provided to public based on actual costs and handling costs.

	FY16-17 Proviso 84.5	State	FY 2016-17 Proviso	Document Fees.	Yes	Yes	Other service or product our agency must/may provide	May charge fees for documents provided to public based on actual costs and handling costs.
21	FY18-19 Proviso 84.6	State	FY 2018-19 Proviso	Meals in Emergency Operations.	Yes	Yes	Other service or product our agency must/may provide	May provide meals to employees who cannot leave duty station during emergency situations or simulation.
	FY17-18 Proviso 84.6	State	FY 2017-18 Proviso	Meals in Emergency Operations.	Yes	Yes	Other service or product our agency must/may provide	May provide meals to employees who cannot leave duty station during emergency situations or simulation.
	FY16-17 Proviso 84.6	State	FY 2016-17 Proviso	Meals in Emergency Operations.	Yes	Yes	Other service or product our agency must/may provide	May provide meals to employees who cannot leave duty station during emergency situations or simulation.
22	FY18-19 Proviso 84.7	State	FY 2018-19 Proviso	Rest Area Water Rates.	No	No - Does not relate directly to any agency deliverables		
	FY17-18 Proviso 84.7	State	FY 2017-18 Proviso	Rest Area Water Rates.	No	No - Does not relate directly to any agency deliverables		
	FY16-17 Proviso 84.7	State	FY 2016-17 Proviso	Rest Area Water Rates.	No	No - Does not relate directly to any agency deliverables		
23	FY18-19 Proviso 84.8	State	FY 2018-19 Proviso	Shop Road Farmers Market Bypass Carry Forward.	No	No - Does not relate directly to any agency deliverables		
	FY17-18 Proviso 84.8	State	FY 2017-18 Proviso	Shop Road Farmers Market Bypass Carry Forward.	No	No - Does not relate directly to any agency deliverables		
	FY16-17 Proviso 84.8	State	FY 2016-17 Proviso	Shop Road Farmers Market Bypass Carry Forward.	No	No - Does not relate directly to any agency deliverables		
24	FY18-19 Proviso 84.9	State	FY 2018-19 Proviso	Bridge Replacement in McCormick County.	Yes	Yes	Other service or product our agency must/may provide	Allow McCormick County to affix water lines to bridge.
	FY17-18 Proviso 84.10	State	FY 2017-18 Proviso	Bridge Replacement in McCormick County.	Yes	Yes	Other service or product our agency must/may provide	Allow McCormick County to affix water lines to bridge.
	FY16-17 Proviso 84.11	State	FY 2016-17 Proviso	Bridge Replacement in McCormick County.	Yes	Yes	Other service or product our agency must/may provide	Allow McCormick County to affix water lines to bridge.
25	FY18-19 Proviso 84.10	State	FY 2018-19 Proviso	Project Priority List.	Yes	Yes	Other service or product our agency must/may provide	Publish project priority list and engineering directives on department's website.
	FY17-18 Proviso 84.11	State	FY 2017-18 Proviso	Project Priority List.	Yes	Yes	Other service or product our agency must/may provide	Publish project priority list and engineering directives on department's website.
	FY16-17 Proviso 84.12	State	FY 2016-17 Proviso	Project Priority List.	Yes	Yes	Other service or product our agency must/may provide	Publish project priority list and engineering directives on department's website.
26	FY18-19 Proviso 84.12	State	FY 2018-19 Proviso	General Fund Balance Carry Forward.	No	No - Does not relate directly to any agency deliverables		
	FY17-18 Proviso 84.13	State	FY 2017-18 Proviso	General Fund Balance Carry Forward.	No	No - Does not relate directly to any agency deliverables		

27	FY16-17 Proviso 84.16 FY18-19 Proviso 84.13 FY17-18 Proviso 84.14 FY16-17 Proviso 84.17 FY18-19 Proviso 84.15 FY18-19 Proviso 84.16 FY18-19 Proviso 84.17	State State State State State State State	FY 2016-17 Proviso FY 2018-19 Proviso FY 2017-18 Proviso FY 2016-17 Proviso FY 2018-19 Proviso FY 2018-19 Proviso FY 2018-19 Proviso	General Fund Balance Carry Forward. Reimbursement for Vehicle Damage. Reimbursement for Vehicle Damage. Reimbursement for Vehicle Damage. Preventive Maintenance Credit. Emergency Meetings. CTC Donor Bonus .	No Yes Yes Yes No No Yes	No - Does not relate directly to any agency deliverables Yes Yes Yes No - Does not relate directly to any agency deliverables Yes Yes Yes	Other service or product our agency must/may provide Other service or product our agency must/may provide Other service or product our agency must/may provide Other service or product our agency must/may provide Other service or product our agency must/may provide Other service or product our agency must/may provide Other service or product our agency must/may provide	Post damage claim form on website. Post damage claim form on website. Post damage claim form on website. Post damage claim form on website. Must post notice of meeting to public. Transfer of authorized funds to CTCs.
31	FY18-19 Proviso 84.18	State	FY 2018-19 Proviso	Public Utility.	Yes	Yes	Other service or product our agency must/may provide	From funds authorized in the current fiscal year, SCDOT may use funds for relocation of public water and sewer lines in accordance with federal guidelines.
32	FY18-19 Proviso 117.20 FY17-18 Proviso 117.20 FY16-17 Proviso 117.20	State State State	FY 2018-19 Proviso FY 2017-18 Proviso FY 2016-17 Proviso	Subsistence Expenses and Mileage. Subsistence Expenses and Mileage. Subsistence Expenses and Mileage.	No Yes Yes	No - Does not relate directly to any agency deliverables No - Does not relate directly to any agency deliverables No - Does not relate directly to any agency deliverables		
33	FY18-19 Proviso 117.34 FY17-18 Proviso 117.34 FY16-17 Proviso 117.34	State State State	FY 2018-19 Proviso FY 2017-18 Proviso FY 2016-17 Proviso	Debt Collections Report. Debt Collections Report. Debt Collections Report.	Yes Yes Yes	Yes Yes Yes	Report our agency must/may provide Report our agency must/may provide Report our agency must/may provide	
34	FY18-19 Proviso 117.55 FY17-18 Proviso 117.55 FY16-17 Proviso 117.55	State State State	FY 2018-19 Proviso FY 2017-18 Proviso FY 2016-17 Proviso	Employee Bonuses. Employee Bonuses. Employee Bonuses.	No Yes Yes	No - Does not relate directly to any agency deliverables Yes Yes	Other service or product our agency must/may provide Other service or product our agency must/may provide Other service or product our agency must/may provide	May spend all cash balances from previous years. May spend all cash balances from previous years
35	FY18-19 Proviso 117.74 FY17-18 Proviso 117.74 FY16-17 Proviso 117.74	State State State	FY 2018-19 Proviso FY 2017-18 Proviso FY 2016-17 Proviso	Fines and Fee Report. Fines and Fee Report. Fines and Fee Report.	Yes Yes Yes	Yes Yes Yes	Report our agency must/may provide Report our agency must/may provide Report our agency must/may provide	
36	FY18-19 Proviso 117.105 FY17-18 Proviso 117.106 FY16-17 Proviso 117.107	State State State	FY 2018-19 Proviso FY 2017-18 Proviso FY 2016-17 Proviso	Data Breach Notification. Data Breach Notification. Data Breach Notification.	No No No	No - Does not relate directly to any agency deliverables No - Does not relate directly to any agency deliverables No - Does not relate directly to any agency deliverables		
37	FY18-19 Proviso 117.112	State	FY 2018-19 Proviso	IT & Information Security Plans.	Yes	Yes	Report our agency must/may provide	

	FY17-18 Proviso 117.113	State	FY 2017-18 Proviso	IT & Information Security Plans.	Yes	Yes	Report our agency must/may provide	Report our agency must/may provide							
	FY16-17 Proviso 117.114	State	FY 2016-17 Proviso	IT & Information Security Plans.	Yes	Yes	Report our agency must/may provide	Report our agency must/may provide							
38	SC Code 11-43-167 (Act. 275 of 2016)	State	Statute	Revenue from additional Fines & Fees to State-Funded Resurfacing Program.	Yes	Yes	Other service or product our agency must/may provide	Other service or product our agency must/may provide	DOT must allocate revenues to State-funded Resurfacing program.						
39	SC Code Title 12, Chapter 28	State	Statute	Imposition and Distribution of Fuel Tax.	No	No	No - But relates to sources of funding for one or more agency deliverables	No - But relates to sources of funding for one or more agency deliverables							
40	SC Code 56-11-500	Federal	Statute	Road tax to State Highway Fund.	No	No	No - But relates to sources of funding for one or more agency deliverables	No - But relates to sources of funding for one or more agency deliverables							
41	42 USC 4321, et seq.	Federal	Statute	National Environmental Policy Act of 1969.	No	No	No - But relates to manner in which one or more agency deliverables is provided	No - But relates to manner in which one or more agency deliverables is provided							
42	33 USC 1344, et seq.	Federal	Regulation	Clean Water Act of 1977.	No	No	No - But relates to manner in which one or more agency deliverables is provided	No - But relates to manner in which one or more agency deliverables is provided							
43	33 CFR Parts 325	Federal	Regulation	US Army Corps of Engineer Permits.	No	No	No - But relates to manner in which one or more agency deliverables is provided	No - But relates to manner in which one or more agency deliverables is provided							
44	33 CFR Parts 332	Federal	Regulation	Compensatory Mitigation Requirements.	No	No	No - But relates to manner in which one or more agency deliverables is provided	No - But relates to manner in which one or more agency deliverables is provided							
45	40 CFR 230	State	Regulation	404(b) (1) Permits.	No	No	No - But relates to manner in which one or more agency deliverables is provided	No - But relates to manner in which one or more agency deliverables is provided							
46	SC Regs 61-101	State	Statute	DHEC 401 Water Quality Certifications.	No	No	No - But relates to manner in which one or more agency deliverables is provided	No - But relates to manner in which one or more agency deliverables is provided							
47	SC Code 48-20-10, et seq.	State	Statute	S. C. Mining Act.	No	No	No - But relates to manner in which one or more agency deliverables is provided	No - But relates to manner in which one or more agency deliverables is provided							
48	SC Code 48-14-10, et seq.	State	Regulation	S. C. Storm water Management and Sediment Reduction Act.	No	No	No - But relates to manner in which one or more agency deliverables is provided	No - But relates to manner in which one or more agency deliverables is provided							
49	SC Regs 72-300, et seq.	State	Statute	S. C. Storm Water Management Regulations.	No	No	No - But relates to manner in which one or more agency deliverables is provided	No - But relates to manner in which one or more agency deliverables is provided							
50	SC Code 48-18-10, et seq.	State	Regulation	Erosion and Sediment Reduction Act.	No	No	No - But relates to manner in which one or more agency deliverables is provided	No - But relates to manner in which one or more agency deliverables is provided							
51	SC Regs 72-400, et seq.	State	Statute	Erosion and Sediment Reduction Regulations.	No	No	No - But relates to manner in which one or more agency deliverables is provided	No - But relates to manner in which one or more agency deliverables is provided							
52	SC Code 48-1-100, et seq.	State	Regulation	S. C. Pollution Control Act.	No	No	No - But relates to manner in which one or more agency deliverables is provided	No - But relates to manner in which one or more agency deliverables is provided							
53	SC Regs 61-9, et seq.	State	Statute	SC Pollution Control Act Regulations.	No	No	No - But relates to manner in which one or more agency deliverables is provided	No - But relates to manner in which one or more agency deliverables is provided							
54	SC Code 48-39-10, et seq.	Federal	Statute	SC Coastal Zone Management Act.	No	No	No - But relates to manner in which one or more agency deliverables is provided	No - But relates to manner in which one or more agency deliverables is provided							
55	US Public Law 112-141	Federal	Statute	MAP-21 - Moving Ahead for Progress in the 21st Century - Federal Highway Funding Bill.	No	No	No - But relates to sources of funding for one or more agency deliverables	No - But relates to sources of funding for one or more agency deliverables							

56	US Public Law 114-94	Federal	Statute	FAST Act - Fixing America's Surface Transportation Act - Federal Highway Funding Bill.	No	No - But relates to manner in which one or more agency deliverables is provided		
----	----------------------	---------	---------	--	----	---	--	--

Agency Name: DEPARTMENT OF TRANSPORTATION	
Agency Code: U120	Section: 84

Divisions or Major Programs		Description	Service/Product Provided to Customers	Customer Segments	Specify only for the following segments: (1) Industry; Name; (2) Professional Organization; Name; (3) Public; Demographics.
Administration - General	Leadership and support services to facilitate the delivery of SCDOT's mission.	Assist in development of the agency mission, budget and general management of the agency.	Executive Branch/State Agencies		
Administration - Land and Buildings	Oversight of statewide maintenance facilities, district offices, sign shop, lab, rights-of-way and rest areas. Also, acquire and clear right-of-way for construction in accordance with federal and state laws.	Plan and construct SCDOT statewide maintenance facilities, district offices, sign shop, lab, rights-of-way and rest areas. Also, acquire and clear right-of-way for construction in accordance with federal and state laws.	General Public		(3) The motoring public regardless of age, race, gender, education levels, and/or religion.
Highway Engineering - Engineering Admin & Project Management	Program funds the core engineering project management to support the statewide delivery of the highway program.	Oversee and manage road and bridge projects. Also, host public road hearings for projects.	General Public Local Govts.		(3) The motoring public regardless of age, race, gender, education levels, and/or religion. (2) American Council of Engineering Companies (ACEC).
Highway Administration - Engineering Construction	Program funds the construction and repair of roads and bridges statewide.	Construct federal aid program and state funded resurfacing program which provides for the preservation, safety improvements, and increased mobility of federal-aid portion of the state highway system.	Industry Professional Organization Professional Organization Professional Organization Professional Organization Local Govts.		(1) Multiple contractors and certified Disadvantaged Business Enterprise firms that are on file for construction projects. (2) Association of General Contractors (AGC). (2) Portland Cement Association (PCA). (2) South Carolina Asphalt Paving Association (SCAPA). (2) SC Chapter of Minority Contractors.
Highway Administration - Highway Maintenance	Program funds the routine maintenance of statewide roads, bridges, buildings, rights of way, and rest areas.	Maintain roads, bridges, buildings, rest areas, and work requests received.	General Public Local Govts.		(3) The motoring public regardless of age, race, gender, education levels, and/or religion. (2) Multiple vendors and DBE vendors.
Toll Operations	Annual debt service and operations of Cross Island Parkway.	Annual debt service and administration.	General Public		(3) The motoring public regardless of age, race, gender, education levels, and/or religion.

Customer Template

Non-Federal Aid Highway Funds	Operating expenses for maintenance activities and contracts on non-federal aid secondary roads.	Oversee statewide maintenance on non-federal aid, secondary roads across the state.	General Public Local Govts.	(3) The motoring public regardless of age, race, gender, education levels, and/or religion.
Mass Transit	Intermodal Planning and allocations and aid for transit services, equipment and operating expenses.	Provide buses, cutaways, and operational functions.	General Public Local Govts.	(3) Provides transit service in 94% of SC Counties regardless of age, race, gender, education levels, and/or religion.
Employee Benefits	State employer contribution and total fringe benefits for all employees.	A stable workforce and leadership team is critical to being able to reliably deliver the annual program.	Executive Branch/State Agencies	

Agency Name:	DEPARTMENT OF TRANSPORTATION
Agency Code:	U120
Section:	084

Name of Partner Entity	Type of Partner Entity	Description of Partnership	Associated Goal(s)	Partner Template
Army Corps of Engineers (ACOE), Federal Highway Administration (FHWA), Federal Motor Carriers Safety Administration (FMCSA), Federal Rail Administration (FRA), Federal Transit Administration (FTA), National Cooperative Highway Research Program (NCHRP), National Highway Traffic Safety Administration (NHTSA), National Scenic Byway (NSB), United States Department of Transportation (USDOT)	Federal Government	Guidance, training, unchallenged expertise, research, environmental, safety, mobility, livability, innovation, legislation, regulations, and media assets.	Goals 1, 2, 3, 4, & 5	
National Safety Council	Federal Government	Safety training and information.	Goals 1, 2, 3, 4, & 5	
Occupational Safety & Health Administration (OSHA)	Federal Government	Assists with training, provides recommendations and guidance.	Goals 1, 2, 3, 4, & 5	
US Small Business Administration (SC District)	Federal Government	Partner for training and outreach events.	Goals 2 & 4	
US Department of Commerce - SC Minority Business Development Agency (MBDA)	Federal Government	Partner to identify and inform existing and potential Disadvantaged Business Enterprises (DBEs).	Goals 2 & 4	
Governor's Office	State Government	The SC Governor's Division of Small and Minority Business includes their use of the Unified Certification Program in lieu of their state certification.	Goals 2 & 4	
General Assembly	State Government	Oversight, resource allocation and legislation.	Goals 1, 2, 3, 4, & 5	

Department of Administration - State Fleet Maintenance	State Government	Provides AAA driver "train the trainer" for employees to train fellow employees internal, minimizing costs; report vehicle accidents for fleet.	Goal 4
Department of Motor Vehicles	State Government	Develops the Highway Safety Improvement Plan and partners with SCDOT to develop and implement Target Zero Strategic Highway Safety Plan. Provides driving records for evaluating potential new hires, as well as determining the need for employee driver training or suspension of driving privileges to include third party tester training.	Goals 1, 2, 3, & 4
Department of Health & Environmental Control	State Government	Environmental impact of any new construction, maintenance projects.	Goals 1, 2, 3, 4, & 5
Department of Commerce	State Government	Economic impact of highways and bridges to key outlets of commerce.	Goals 1, 2, 3, 4, & 5
South Carolina Ports Authority	State Government	Economic impact of infrastructure to key outlets of commerce.	Goals 1, 2, 3, 4, & 5
Department of Corrections	State Government	Feasibility of using inmates for litter control.	Goals 1, 3, & 4
Department of Public Safety	State Government	Partner in developing the Highway Safety Improvement Plan and implement the Target Zero- Strategic Highway Safety Plan.	Goals 1, 2, 3, 4, & 5
Emergency Management Division	State Government	Effectiveness in responding to and recovery for hurricanes, earthquakes, tornadoes, chemical spills, wild fires, dam failures, and winter weather advisories.	Goals 1, 2, 3, 4, & 5
Public Employee Benefits Authority (PEBA)	State Government	Provides health screenings, immunizations, and mammograms for employees.	Goal 4
South Carolina Small Business Development Centers	State Government	Partner to conduct baseline business development assistance.	Goals 2 & 4
South Carolina Transportation Infrastructure Bank	State Government	Provide project financing.	Goals 1, 2, 3, 4, & 5

<p>Congressional Delegation, 7 Rural Transit Authorities (RTAs), 46 Counties, County Transportation Committees, Municipalities, Regional Economic Development Elected, and various law enforcement entities</p>	<p>Local Government</p>	<p>Goals 1, 2, 3, 4, & 5</p>
<p>11 Metropolitan Planning Organizations (MPOs)</p>	<p>Local Government</p>	<p>Identify local priorities. Goals 1, 2, 3, 4, & 5</p>
<p>10 Councils Of Government (COGs)</p>	<p>Local Government</p>	<p>Identify local priorities. Goals 1, 2, 3, 4, & 5</p>
<p>12 Public Transit Providers</p>	<p>Local Government</p>	<p>Sub recipient relationship; Interagency transit coordination. Goals 1, 2, 3, 4, & 5</p>
<p>SC Human Services Agencies</p>	<p>Local Government</p>	<p>Sub recipient relationship; Interagency transit coordination. Goals 1, 2, 3, 4, & 5</p>
<p>Clemson University, University of South Carolina, South Carolina State University</p>	<p>Higher Education Institute</p>	<p>Research, discussion, and focus group studies. Goals 1, 2, 3, 4, & 5</p>
<p>Chambers of Commerce, Corporate Partners, Penny's-for-Progress</p>	<p>Private Business Organization</p>	<p>Locally-derived funding for road improvement projects. Goals 1, 2, 3, 4, & 5</p>

<p>American Association of Highway Transportation Officials (AASHTO), American Council of Engineering Companies (ACEC), American Society of Safety Engineers (ASSE), Certified Public Manager (CPM), Governmental Finance Officers Association (GFOA), Institute of Transportation Engineers (ITE), Outdoor Advertising Association, Northeast Association of State Transportation Officials (NASTO), North Eastern Strategic Alliance (NESA), Southern Association of State Highway Transportation Officials (SASHTO), South Carolina Concrete Pavement Association (SCCPA), South Carolina For Our Roads (SC-FOR), South Carolina Trucking Association (SCTA) States for Passenger Rail (SPRC), Transportation Research Board (TRB)</p>	<p>Professional Association</p>	<p>Smart solutions, training, direct technical assistance, unchallenged expertise, research, safety, mobility, livability, innovation, economic and peer review.</p>	<p>Goals 1, 2, 3, 4, & 5</p>
<p>Association of General Contractors (AGC),</p>	<p>Professional Association</p>	<p>Communication with the industry. Training opportunities.</p>	<p>Goals 1, 2, 3, 4, & 5</p>
<p>Portland Cement Association (PCA)</p>	<p>Professional Association</p>	<p>Communication with the industry. Training opportunities.</p>	<p>Goals 1, 2, 3, 4, & 5</p>
<p>South Carolina Asphalt Paving Association (SCAPA)</p>	<p>Professional Association</p>	<p>Communication with the industry. Training opportunities.</p>	<p>Goals 1, 2, 3, 4, & 5</p>
<p>National Association of Minority Contractors (SC Chapter)</p>	<p>Professional Association</p>	<p>Partner to identify and educate existing and potential Disadvantaged Business Enterprises (DBEs).</p>	<p>Goals 2 & 4</p>

Cherokee Foothills National Scenic Byways (multiple chapters), Coastal Conservation League, Drayton Hall Plantation, Edisto Island Land Trust, I-73 Coalition, I-95 Coalition, Nature Conservatory, National Heritage Corridor, State Scenic Byway Program (SSBP), and South Carolina Scenic Highway Committee	Non-Governmental Organization	Environmental impact of any new construction or maintenance project.	Goal 3
Motoring Public, Transit Riders	Individual	Tolls, vehicle usage fees, safety, and stewardship of funds.	Goals 1, 2, 3, 4, & 5
American Red Cross	Private Business Organization	Provides training for first aid; Cardiopulmonary Resuscitation (CPR); Automated External Defibrillators (AED); blood drives.	Goal 4
Post Trauma Services	Private Business Organization	Provides counseling to employees involved in accidents and those affected by fatality or severe incident while on the job.	Goal 4

Item	Is this a Report, Review, or both?	Report or Review Name	Name of Entity Requesting the Report or Conducting Review	Type of Entity	Reporting Frequency	Current Fiscal Year, Submission Date or Review Timeline (MM/DD/YYYY)	Summary of Information Requested in the Report or Reviewed	Method to Access the Report or Information from the Review	Report and External Review Template
1	External Review and Report	Restructuring Report (House)	General Assembly (House Oversight Committee)	State	Other	March 31, 2015	Recommendations for Restructure of Agency, increased efficiency.	https://www.scdot.org/performance/pdf/reports/SCHouse_Restructuring_Sev-enYear_Plan_Report.pdf	
2	External Review and Report	Restructuring and Cost Savings Plan (Senate)	General Assembly	State	Other	January 12, 2015	Increased efficiency & cost savings. Report due every seven years.	https://www.scdot.org/performance/pdf/reports/SCDOT_2015_Restructuring_Cost_Savings_Plan.pdf	
3	External Review and Report	Accountability Report	General Assembly (Department of Administration)	State	Annually	September 15, 2017	Financial, organizational, and accountability improvements.	https://www.scdot.org/performance/pdf/reports/SCDOTFY2016-17_Accountability_Report.pdf	
4	External Review and Report	Project Priority List	General Assembly	State	Monthly	June 30, 2018	List of ranked projects with ranking process and methodology for selection.	https://www.scdot.org/projects/ten-year-plan.aspx	
5	External Review and Report	Procurement Card Report	General Assembly	State	Monthly	June 30, 2018	Procurement Card Statements/Monthly report containing Procurement Card information posted on agency website.	http://www.cce.sc.gov/pages/monthlychargescardusage.aspx	
6	External Review and Report	Indefinite Delivery of Contracts Report	State Fiscal Accountability Authority (Office of State Engineer)	State	Quarterly	March 30, 2018	Notify State Highway Engineer of all indefinite delivery contract work/delivery orders.	https://www.scdot.org/performance/pdf/reports/IDC_1stQuarter_Report2018.pdf	
7	External Review and Report	Sole Source Procurement & Emergency Procurements	General Assembly	State	Quarterly	October 13, 2017	Record of procurement actions to include sole source and emergency procurements.	https://www.procurement.sc.gov/files/DOT17.pdf	
8	External Review and Report	Trade in sales (combined with sole source procurement report)	General Assembly	State	Quarterly	July 2017 - June 2018	Trade in sales (combined with sole source procurement report).	https://reporting.procurement.sc.gov/general/transparency/2/wd/reports	
9	External Review and Report	Illegal Procurements	General Assembly	State	Other	July 2017 - June 2018	Illegal Procurements submitted only if illegal procurement occurs.	https://www.scdot.org/performance/pdf/reports/C-ProgramComplete2016-2017.pdf	
10	External Review and Report	C-Fund Expenditures	General Assembly	State	Annually	July 1, 2016 - June 30, 2017	C-Fund Expenditures for previous fiscal year.	https://www.scdot.org/performance/pdf/reports/SCDOT-AnnualReport-FY2017.pdf	
11	External Review and Report	SCDOT's Annual Report	General Assembly (State Budget Office)	State	Annually	January 9, 2018	Annual accomplishments, Ten Year Needs plan, five year plan detailing traffic regulation, mass transit coordination, and all firm's contract amounts.	https://www.scdot.org/performance/pdf/reports/SCDOT-AnnualReport-FY2017.pdf	
12	External Review and Report	Transit Report	General Assembly	State	Annually	February 1, 2018	Office of Public Transit Report.	https://www.scdot.org/performance/pdf/reports/SCDOT_Annual_Report_2017.pdf	
13	External Review and Report	Transit Progress Report	General Assembly	State	Annually	February 1, 2018	Progress report containing planning and coordination efforts (and is combined with transit report).		
14	External Review and Report	Office of Railroad Report	General Assembly	State	Annually	January 9, 2018	State railroad corridor preservation, revitalization, and comprehensive rail plan for passenger, freight, and infrastructure services.	https://www.scdot.org/performance/pdf/reports/2017_Rail_Report_Plan_Implementation_Update.pdf	
15	External Review and Report	Rail Plan	General Assembly	State	Other	December 1, 2014	State railroad corridor preservation, revitalization, and comprehensive rail plan for passenger, freight, and infrastructure services. Report due every five years.	https://www.scdot.org/Multimedia/pdf/SC_MTP_Plan_FINAL.pdf#search=Rail%20Plan	
16	External Review and Report	Affirmative Action Plan and Non Discrimination Plan	General Assembly (State Human Affairs Commission)	State	Annually	June 2017 - June 2018	Personnel report by race and sex; includes discrimination policy. Also referred to as EEO Progress Report.	https://www.scdot.org/performance/pdf/reports/SCDOT-2016-17-Affirmative-Action-Plan.pdf	
17	External Review and Report	Debt Collection Reports	General Assembly	State	Annually	February 28, 2018	Report of outstanding debt and methods used to collect.	https://www.scdot.org/performance/pdf/reports/2017_Debt_Collection_Report.pdf	
18	External Review and Report	Federal Enhancement Grants (aka Legislative Alternatives Program)	General Assembly	State	Annually	February 25, 2018	Show award of Federal Enhancement Grants.	https://www.scdot.org/performance/pdf/reports/Federal_Enhancements_Gra-nce-2017.pdf	
19	External Review and Report	Statements of Economic Interest	General Assembly (State Ethics Commission)	State	Annually	March 30, 2018	Statements of Economic Interest.	https://apms.sc.gov/PublicReports/InBEI.aspx?AspxAutODirectCookiesSupport=1	
20	External Review and Report	Report on Disadvantaged Enterprises Program	General Assembly	State	Annually	July 30, 2018	Allocation of Contracts awarded pursuant to 12-28-2830(i).	Not submitted online. For a hard copy, please contact SCOOT. Attn: Small and Minority Business Enterprise Office, 955 Park Street, Columbia, SC 29204	

21	External Review and Report	Minority Business Enterprise (Utilization Plan & Procurement Contracts)	General Assembly (Small & Minority Business Assistance Office)	State	Quarterly	December 5, 2017	Procurement Contracts.	https://www.scdot.org/performance/pdf/reports/OSMBA_MBE_Plan_FY17-18.pdf
22	External Review and Report	Information Technology & Information Security Plans	General Assembly (Dept. of Administration - Division of Technology)	State	Annually	August 1, 2017	Agency plan for information technology and information security.	For security reasons, this report is not published online. For additional information please contact SCDOT, Attn: Communications Office, 955 Park Street, Columbia, SC 29204
23	External Review and Report	Annual Energy Conservation Report	General Assembly (Office of Regulatory Staff - Energy Office)	State	Annually	August 30, 2017	Report energy used by SCDOT for buildings.	https://www.scdot.org/performance/pdf/reports/FY17_energy_progress_report-form.pdf
24	External Review and Report	Fines and Fees Report	General Assembly	State	Annually	September 1, 2017	Promote accountability and transparency.	https://www.scdot.org/performance/pdf/reports/FeesandFinesReport.pdf
25	External Review and Report	Personnel Organization Chart	General Assembly (Dept. of Administration - Human Resources Division)	State	Annually	As needed	Agency organization chart of Personnel.	This is automatically updated and available in SCEIS, as well as on the SCDOT website located at: https://www.scdot.org/inside/org-chart.aspx
26	External Review and Report	Recycling Report	General Assembly (Dept. of Health & Environmental Services)	State	Annually	September 15, 2017	Transportation solid waste reduction and general recycling.	http://www.scdot.org/inside/org-chart.aspx
27	External Review and Report	SCDOT Specific Recycling Report on compost, fly ash, ground rubber, and mixed plastics	General Assembly	State	Other	September 15, 2006	SCDOT Specific Recycling Report on compost, fly ash, ground rubber, and mixed plastics. Materials and Research Lab has no ability to track through contractors.	N/A
28	External Review and Report	Travel Report	General Assembly (Comptroller General)	State	Annually	November 1, 2017	Travel Report for agency for prior fiscal year.	http://www.cr.sc.gov/publicationsandreports/Documents/Travel/FY17TravelReport.pdf
29	External Review and Report	Bank Transparency & Accountability Report	General Assembly (State Fiscal Accountability Authority)	State	Annually	September 7, 2017	Disclosure of transactions on the agency account for the prior fiscal year.	https://www.scdot.org/performance/pdf/reports/SCDOT_Bank_Accounting_Transparency.pdf
30	External Review and Report	Annual Audit	General Assembly	State	Annually	September 29, 2017	Audit of agency performed by certified public accountant.	http://osa.sc.gov/wp-content/uploads/2018/09/11217-1.pdf
31	External Review and Report	Comprehensive Permanent Improvement Program (CPIP)	General Assembly and Joint Bond Review Committee (Dept. of Administration)	State	Annually	March 1, 2018	Exempt from 2-47-55 reporting by Proviso 11772 but internally used as a planning document.	https://www.scdot.org/performance/pdf/reports/CPIP-list-of-projects.pdf
32	External Review and Report	Online Transaction Register	General Assembly	State	Annually	June 30, 2018	Complete record of funds expended.	https://www.scdot.org/inside/pdf/spending/Expend_Funded_Program_Infodiv_e_Main_2017-2018.pdf
33	External Review and Report	Feasibility Studies for sidewalk, bike and HOV lanes	General Assembly (State Energy Office)	State	Other	As needed	Feasibility Studies on primary routes for sidewalk, bike and HOV lanes on individual project basis.	N/A
34	External Review and Report	Real Property	General Assembly (Dept. of Administration - Division of General Services)	State	Other	Exempt.	Exempt from 1-11-58 reporting by Proviso 11772.	https://www.scdot.org/performance/pdf/reports/2017_real_property.xlsx
35	External Review and Report	Railroad Crossing	General Assembly	State	Other	Exempt.	Exempt from 58-17-1450 reporting by Proviso 11772.	https://www.scdot.org/performance/pdf/reports/railroad_crossings_by_county.pdf
36	External Review and Report	Employee Bonuses	General Assembly (Dept. of Administration - Division of Human Resources)	State	Annually	As needed	Report of bonuses provided to select employees by agency.	This report is available on SCEIS with proper authorization. To request a hard copy of this report contact SCDOT, Attn: Payroll, 955 Park Street, Columbia, SC 29202.
37	External Review and Report	Risk and Control Assessment: SCDOT Fuel Card Activity	Office of the State Auditor - Division of Internal Audit Services	State	Annually	July 31, 2017	Internal Audit Report on risk and control assessment of SCDOT's Fuel Card activity.	http://osa.sc.gov/wp-content/uploads/2018/02/Fuel-Card-Activity.pdf
38	External Review and Report	Risk and Control Assessment: SCDOT Intelligent Transportation Services On-Call Commodities and Services Contract Activity	Office of the State Auditor - Division of Internal Audit Services	State	Annually	January 19, 2018	Internal Audit Report on risk and control assessment of SCDOT's Intelligent Transportation Services On-Call Commodities and Services Contract Activity.	http://osa.sc.gov/wp-content/uploads/2018/03/ITCA-Report-On-Call-Activity.pdf
39	External Review and Report	Risk and Control Assessment: SCDOT Indirect Cost Recovery	Office of the State Auditor - Division of Internal Audit Services	State	Annually	December 12, 2017	Internal Audit Report on risk and control assessment of SCDOT's Indirect Cost Recovery.	http://osa.sc.gov/wp-content/uploads/2018/02/ITCA-Report-Indirect-Cost-Recovery-Final-Report-L.pdf
40	External Review and Report	Supplemental Federal Financial Assistance Reports	Office of the State Auditor/Scott & Company, LLC	State	Annually	November 17, 2017	Supplemental Federal Financial Assistance Reports.	http://osa.sc.gov/wp-content/uploads/2018/02/11217-Single-Audit.pdf
41	External Review only	Financial Statements	Federal Highway Administration	Federal	Other	October 13, 2017	Compliance review on ROW Acquisition Process.	This review was initiated by Federal Highway Administration (FHWA) and can be accessed by contacting them at 1835 Assembly Street, Suite 1270, Columbia, SC 29201.
42	External Review only	Financial Integrity Review and Evaluation (FIRE)	Federal Highway Administration	Federal	Other	February 22, 2018	FHWA-SC Review of 10-year rule for preliminary engineering projects and 20-year rule for ROW projects	This review was initiated by Federal Highway Administration (FHWA) and can be accessed by contacting them at 1835 Assembly Street, Suite 1270, Columbia, SC 29201.

43	External Review only	Review of SCOOT's SFY 19 Fringe Benefit Rate	Federal Highway Administration	Federal	Other	June 7, 2018	Review of Accounting Records and Trend Analysis.	This review was initiated by Federal Highway Administration (FHWA) and can be accessed by contacting them at 1835 Assembly Street, Suite 1270, Columbia, SC 29201.
44	External Review only	Delegation Audit	Dept. of Administration	State	Other	June 21, 2018	Audit review on Classification Delegation Authority Agreement.	This review was initiated by the Division of State Human Resources and can be accessed by contacting the South Carolina Department of Administration, Division of State Human Resources, 8801 Parklane Road, Suite A220, Columbia, SC 29223.

Fiscal Year 2019-20 Budget Request Executive Summary


U120
 Department Of Transportation
 84

Agency Code:
 Agency Name:
 Section:

BUDGET REQUESTS		FUNDING				FTEs						
Priority	Request Type	Request Title	State	Federal	Earmarked	Restricted	Total	State	Federal	Earmarked	Restricted	Total
1	B1 - Recurring	Infrastructure Maintenance Trust Fund				225,121,372	225,121,372					0.00
2	B1 - Recurring	Engineering & Construction - Highway Fund				45,231,201	45,231,201					0.00
3	B1 - Recurring	Port Access Road - Port Fund				(35,195,032)	(35,195,032)					0.00
4	B1 - Recurring	Volvo Interchange/Berkeley County-Volvo Fund				(3,128,785)	(3,128,785)					0.00
5	B1 - Recurring	Non-Federal Aid Fund				(44,715,084)	(44,715,084)					0.00
6	C - Capital	Rest Areas- State Appropriations	16,200,000				16,200,000					0.00
7						0	0					0.00
8						0	0					0.00
9						0	0					0.00
10						0	0					0.00
11						0	0					0.00
12						0	0					0.00
13						0	0					0.00
14						0	0					0.00
15						0	0					0.00
16						0	0					0.00
17						0	0					0.00
18						0	0					0.00
19						0	0					0.00
20						0	0					0.00
21						0	0					0.00
22						0	0					0.00
23						0	0					0.00
24						0	0					0.00
25						0	0					0.00
26						0	0					0.00
27						0	0					0.00
28						0	0					0.00
29						0	0					0.00
30						0	0					0.00
TOTAL BUDGET REQUESTS			16,200,000	0	0	187,313,672	203,513,672	0.00	0.00	0.00	0.00	0.00

Intentionally Left Blank

AGENCY NAME:	South Carolina Department of Transportation		
AGENCY CODE:	U120	SECTION:	84



Fiscal Year 2019-20 Agency Budget Plan

FORM A - BUDGET PLAN SUMMARY

OPERATING REQUESTS (FORM B1)	For FY 2019-20, my agency is (mark "X"): <input type="checkbox"/> Requesting General Fund Appropriations. <input checked="" type="checkbox"/> Requesting Federal/Other Authorization. <input type="checkbox"/> Not requesting any changes.
NON-RECURRING REQUESTS (FORM B2)	For FY 2019-20, my agency is (mark "X"): <input type="checkbox"/> Requesting Non-Recurring Appropriations. <input type="checkbox"/> Requesting Non-Recurring Federal/Other Authorization. <input checked="" type="checkbox"/> Not requesting any changes.
CAPITAL REQUESTS (FORM C)	For FY 2019-20, my agency is (mark "X"): <input checked="" type="checkbox"/> Requesting funding for Capital Projects. <input type="checkbox"/> Not requesting any changes.
PROVISOS (FORM D)	For FY 2019-20, my agency is (mark "X"): <input checked="" type="checkbox"/> Requesting a new proviso and/or substantive changes to existing provisos. <input type="checkbox"/> Only requesting technical proviso changes (such as date references). <input type="checkbox"/> Not requesting any proviso changes.

Please identify your agency's preferred contacts for this year's budget process.

	<u>Name</u>	<u>Phone</u>	<u>Email</u>
PRIMARY CONTACT:	Kace L. Smith	737-1259	smithKL@scdot.org
SECONDARY CONTACT:	Scott A. Ludlam	737-2919	ludlamsa@scdot.org

I have reviewed and approved the enclosed FY 2019-20 Agency Budget Plan, which is complete and accurate to the extent of my knowledge.

SIGN/DATE:	<u>Agency Director</u> 	<u>Board or Commission Chair</u>
TYPE/PRINT NAME:	Christy A. Hall, PE	Ben H. Davis, Jr.

This form must be signed by the agency head – not a delegate.

AGENCY NAME:	South Carolina Department of Transportation		
AGENCY CODE:	U120	SECTION:	84

FORM B1 – RECURRING OPERATING REQUEST

AGENCY PRIORITY	1
------------------------	---

Provide the Agency Priority Ranking from the Executive Summary.

TITLE	Infrastructure Maintenance Trust Fund
--------------	--

Provide a brief, descriptive title for this request.

AMOUNT	General: Federal: Other: \$225,121,372 Total: \$225,121,372
---------------	--

What is the net change in requested appropriations for FY 2019-20? This amount should correspond to the total for all funding sources on the Executive Summary.

NEW POSITIONS	N/A
----------------------	-----

Please provide the total number of new positions needed for this request.

FACTORS ASSOCIATED WITH THE REQUEST	Mark "X" for all that apply:	
	<input type="checkbox"/>	Change in cost of providing current services to existing program audience
	<input type="checkbox"/>	Change in case load/enrollment under existing program guidelines
	<input type="checkbox"/>	Non-mandated change in eligibility/enrollment for existing program
	<input type="checkbox"/>	Non-mandated program change in service levels or areas
	<input checked="" type="checkbox"/>	Proposed establishment of a new program or initiative
	<input type="checkbox"/>	Loss of federal or other external financial support for existing program
	<input type="checkbox"/>	Exhaustion of fund balances previously used to support program
	<input type="checkbox"/>	IT Technology/Security related
	<input type="checkbox"/>	Consulted DTO during development
	Related to a Non-Recurring request – If so, Priority # _____	

STATEWIDE ENTERPRISE STRATEGIC OBJECTIVES	Mark "X" for primary applicable Statewide Enterprise Strategic Objective:	
	<input type="checkbox"/>	Education, Training, and Human Development
	<input type="checkbox"/>	Healthy and Safe Families
	<input type="checkbox"/>	Maintaining Safety, Integrity, and Security
	<input checked="" type="checkbox"/>	Public Infrastructure and Economic Development
	<input type="checkbox"/>	Government and Citizens

AGENCY NAME:	South Carolina Department of Transportation		
AGENCY CODE:	U120	SECTION:	84

ACCOUNTABILITY OF FUNDS	<p>1.1.1, 1.2.1 2.1.1,2.2.1,2.2.2,2.2.3,2.2.4,2.3.1,3.1.1,3.2.1,3.2.2,4.1.1,4.1.2,4.2.1,4.2.2,4.3.1,4.3.2,4.3.3, 5.1.1,5.1.2,5.2.1,5.2.2,5.3.1</p>
--------------------------------	--

What specific strategy, as outlined in the FY 2018-19 Strategic Planning and Performance Measurement template of agency's accountability report, does this funding request support? How would this request advance that strategy? How would the use of these funds be evaluated?

RECIPIENTS OF FUNDS	<p>Vendors providing road maintenance services to SCDOT.</p>
----------------------------	--

What individuals or entities would receive these funds (contractors, vendors, grantees, individual beneficiaries, etc.)? How would these funds be allocated – using an existing formula, through a competitive process, based upon predetermined eligibility criteria?

JUSTIFICATION OF REQUEST	<p>Act 40 provided for additional funding to SCDOT for maintenance on the existing state road system. An increase in budget authorization is requested in anticipation of expenditures for planned road maintenance projects.</p>
---------------------------------	---

Please thoroughly explain the request to include the justification for funds, potential offsets, matching funds, and method of calculation. Please include any explanation of impact if funds are not received. If new positions have been requested, explain why existing vacancies are not sufficient.

AGENCY NAME:	South Carolina Department of Transportation		
AGENCY CODE:	U120	SECTION:	84

FORM B1 – RECURRING OPERATING REQUEST

AGENCY PRIORITY	2
------------------------	---

Provide the Agency Priority Ranking from the Executive Summary.

TITLE	Engineering & Construction/ Highway Fund
--------------	--

Provide a brief, descriptive title for this request.

AMOUNT	General: Federal: Other: \$45,231,201 Total: \$45,231,201
---------------	--

What is the net change in requested appropriations for FY 2019-20? This amount should correspond to the total for all funding sources on the Executive Summary.

NEW POSITIONS	N/A
----------------------	-----

Please provide the total number of new positions needed for this request.

FACTORS ASSOCIATED WITH THE REQUEST	Mark "X" for all that apply:	
	<input checked="" type="checkbox"/>	Change in cost of providing current services to existing program audience
	<input type="checkbox"/>	Change in case load/enrollment under existing program guidelines
	<input type="checkbox"/>	Non-mandated change in eligibility/enrollment for existing program
	<input type="checkbox"/>	Non-mandated program change in service levels or areas
	<input type="checkbox"/>	Proposed establishment of a new program or initiative
	<input type="checkbox"/>	Loss of federal or other external financial support for existing program
	<input type="checkbox"/>	Exhaustion of fund balances previously used to support program
	<input type="checkbox"/>	IT Technology/Security related
	<input type="checkbox"/>	Consulted DTO during development
	Related to a Non-Recurring request – If so, Priority # _____	

STATEWIDE ENTERPRISE STRATEGIC OBJECTIVES	Mark "X" for primary applicable Statewide Enterprise Strategic Objective:	
	<input type="checkbox"/>	Education, Training, and Human Development
	<input type="checkbox"/>	Healthy and Safe Families
	<input type="checkbox"/>	Maintaining Safety, Integrity, and Security
	<input checked="" type="checkbox"/>	Public Infrastructure and Economic Development
	<input type="checkbox"/>	Government and Citizens

AGENCY NAME:	South Carolina Department of Transportation		
AGENCY CODE:	U120	SECTION:	84

ACCOUNTABILITY OF FUNDS	<p>1.1.1, 1.2.1 2.1.1,2.2.1,2.2.2,2.2.3,2.2.4,2.3.1,3.1.1,3.2.1,3.2.2,4.1.1,4.1.2,4.2.1,4.2.2,4.3.1,4.3.2,4.3.3, 5.1.1,5.1.2,5.2.1,5.2.2,5.3.1</p>
--------------------------------	--

What specific strategy, as outlined in the FY 2018-19 Strategic Planning and Performance Measurement template of agency's accountability report, does this funding request support? How would this request advance that strategy? How would the use of these funds be evaluated?

RECIPIENTS OF FUNDS	<p>Vendors who provide services to SCDOT. For example liability insurance, debt service providers, contractors). SC Transportation Infrastructure Bank (STIB).</p>
----------------------------	--

What individuals or entities would receive these funds (contractors, vendors, grantees, individual beneficiaries, etc.)? How would these funds be allocated – using an existing formula, through a competitive process, based upon predetermined eligibility criteria?

JUSTIFICATION OF REQUEST	<p>Additional budget authorization needed for anticipated expenditures in the federally eligible road maintenance program.</p>
---------------------------------	--

Please thoroughly explain the request to include the justification for funds, potential offsets, matching funds, and method of calculation. Please include any explanation of impact if funds are not received. If new positions have been requested, explain why existing vacancies are not sufficient.

AGENCY NAME:	South Carolina Department of Transportation		
AGENCY CODE:	U120	SECTION:	84

FORM B1 – RECURRING OPERATING REQUEST

AGENCY PRIORITY	3
------------------------	----------

Provide the Agency Priority Ranking from the Executive Summary.

TITLE	Engineering Construction/Port Access Road
--------------	--

Provide a brief, descriptive title for this request.

AMOUNT	General: Federal: Other:(\$35,195,032) Total: (\$35,195,032)
---------------	---

What is the net change in requested appropriations for FY 2019-20? This amount should correspond to the total for all funding sources on the Executive Summary.

NEW POSITIONS	N/A
----------------------	------------

Please provide the total number of new positions needed for this request.

FACTORS ASSOCIATED WITH THE REQUEST	Mark "X" for all that apply:
	<input checked="" type="checkbox"/> Change in cost of providing current services to existing program audience
	<input type="checkbox"/> Change in case load/enrollment under existing program guidelines
	<input type="checkbox"/> Non-mandated change in eligibility/enrollment for existing program
	<input type="checkbox"/> Non-mandated program change in service levels or areas
	<input type="checkbox"/> Proposed establishment of a new program or initiative
	<input type="checkbox"/> Loss of federal or other external financial support for existing program
	<input type="checkbox"/> Exhaustion of fund balances previously used to support program
	<input type="checkbox"/> IT Technology/Security related
	<input type="checkbox"/> Consulted DTO during development
<input type="checkbox"/> Related to a Non-Recurring request – If so, Priority # _____	

STATEWIDE ENTERPRISE STRATEGIC OBJECTIVES	Mark "X" for primary applicable Statewide Enterprise Strategic Objective:
	<input type="checkbox"/> Education, Training, and Human Development
	<input type="checkbox"/> Healthy and Safe Families
	<input type="checkbox"/> Maintaining Safety, Integrity, and Security
	<input checked="" type="checkbox"/> Public Infrastructure and Economic Development
<input type="checkbox"/> Government and Citizens	

AGENCY NAME:	South Carolina Department of Transportation		
AGENCY CODE:	U120	SECTION:	84

ACCOUNTABILITY OF FUNDS	2.2.3,2.3.1,3.1.1,3.2.1
--------------------------------	-------------------------

What specific strategy, as outlined in the FY 2018-19 Strategic Planning and Performance Measurement template of agency’s accountability report, does this funding request support? How would this request advance that strategy? How would the use of these funds be evaluated?

RECIPIENTS OF FUNDS	Right of Way payments to property owners and service providers for construction contracts.
----------------------------	--

What individuals or entities would receive these funds (contractors, vendors, grantees, individual beneficiaries, etc.)? How would these funds be allocated – using an existing formula, through a competitive process, based upon predetermined eligibility criteria?

JUSTIFICATION OF REQUEST	Reduction in budget authorization requested for FY 2020 expenditures. The Port Access project should be completed by December 2019 for a total project cost of approximately \$221m. Expenditures vary by fiscal year depending on construction schedules. This reduction only represents “timing” of payments by state fiscal year for FY 2020.
---------------------------------	--

Please thoroughly explain the request to include the justification for funds, potential offsets, matching funds, and method of calculation. Please include any explanation of impact if funds are not received. If new positions have been requested, explain why existing vacancies are not sufficient.

AGENCY NAME:	South Carolina Department of Transportation		
AGENCY CODE:	U120	SECTION:	84

FORM B1 – RECURRING OPERATING REQUEST

AGENCY PRIORITY	4
------------------------	----------

Provide the Agency Priority Ranking from the Executive Summary.

TITLE	Engineering Construction/ SC Commerce/ Berkeley/ Volvo
--------------	---

Provide a brief, descriptive title for this request.

AMOUNT	General: Federal: Other: (\$3,128,785) Total: (\$3,128,785)
---------------	--

What is the net change in requested appropriations for FY 2019-20? This amount should correspond to the total for all funding sources on the Executive Summary.

NEW POSITIONS	N/A
----------------------	------------

Please provide the total number of new positions needed for this request.

FACTORS ASSOCIATED WITH THE REQUEST	Mark "X" for all that apply:
	<input checked="" type="checkbox"/> Change in cost of providing current services to existing program audience
	<input type="checkbox"/> Change in case load/enrollment under existing program guidelines
	<input type="checkbox"/> Non-mandated change in eligibility/enrollment for existing program
	<input type="checkbox"/> Non-mandated program change in service levels or areas
	<input type="checkbox"/> Proposed establishment of a new program or initiative
	<input type="checkbox"/> Loss of federal or other external financial support for existing program
	<input type="checkbox"/> Exhaustion of fund balances previously used to support program
	<input type="checkbox"/> IT Technology/Security related
	<input type="checkbox"/> Consulted DTO during development
<input type="checkbox"/> Related to a Non-Recurring request – If so, Priority # _____	

STATEWIDE ENTERPRISE STRATEGIC OBJECTIVES	Mark "X" for primary applicable Statewide Enterprise Strategic Objective:
	<input type="checkbox"/> Education, Training, and Human Development
	<input type="checkbox"/> Healthy and Safe Families
	<input type="checkbox"/> Maintaining Safety, Integrity, and Security
	<input checked="" type="checkbox"/> Public Infrastructure and Economic Development
<input type="checkbox"/> Government and Citizens	

AGENCY NAME:	South Carolina Department of Transportation		
AGENCY CODE:	U120	SECTION:	84

ACCOUNTABILITY OF FUNDS	1.1.1,2.2.3,2.3.1,3.1.1,3.2.1
--------------------------------	-------------------------------

What specific strategy, as outlined in the FY 2018-19 Strategic Planning and Performance Measurement template of agency's accountability report, does this funding request support? How would this request advance that strategy? How would the use of these funds be evaluated?

RECIPIENTS OF FUNDS	Service providers for the construction of the Berkeley County/ Volvo interchange construction projects on I-26.
----------------------------	---

What individuals or entities would receive these funds (contractors, vendors, grantees, individual beneficiaries, etc.)? How would these funds be allocated – using an existing formula, through a competitive process, based upon predetermined eligibility criteria?

JUSTIFICATION OF REQUEST	Reduction in budget authorization requested for FY 2020 expenditures. Construction should be completed near the end of SFY 2019, but authorization is needed to complete payment of invoices in SFY 2020.
---------------------------------	---

Please thoroughly explain the request to include the justification for funds, potential offsets, matching funds, and method of calculation. Please include any explanation of impact if funds are not received. If new positions have been requested, explain why existing vacancies are not sufficient.

AGENCY NAME:	South Carolina Department of Transportation		
AGENCY CODE:	U120	SECTION:	84

FORM B1 – RECURRING OPERATING REQUEST

AGENCY PRIORITY	5
------------------------	---

Provide the Agency Priority Ranking from the Executive Summary.

TITLE	Non-Federal Aid Fund
--------------	-----------------------------

Provide a brief, descriptive title for this request.

AMOUNT	General: Federal: Other: (\$44,715,084 Total: (\$44,715,084)
---------------	---

What is the net change in requested appropriations for FY 2019-20? This amount should correspond to the total for all funding sources on the Executive Summary.

NEW POSITIONS	N/a
----------------------	-----

Please provide the total number of new positions needed for this request.

FACTORS ASSOCIATED WITH THE REQUEST	Mark "X" for all that apply:	
	<input checked="" type="checkbox"/>	Change in cost of providing current services to existing program audience
	<input type="checkbox"/>	Change in case load/enrollment under existing program guidelines
	<input type="checkbox"/>	Non-mandated change in eligibility/enrollment for existing program
	<input type="checkbox"/>	Non-mandated program change in service levels or areas
	<input type="checkbox"/>	Proposed establishment of a new program or initiative
	<input type="checkbox"/>	Loss of federal or other external financial support for existing program
	<input type="checkbox"/>	Exhaustion of fund balances previously used to support program
	<input type="checkbox"/>	IT Technology/Security related
	<input type="checkbox"/>	Consulted DTO during development
	Related to a Non-Recurring request – If so, Priority # _____	

STATEWIDE ENTERPRISE STRATEGIC OBJECTIVES	Mark "X" for primary applicable Statewide Enterprise Strategic Objective:	
	<input type="checkbox"/>	Education, Training, and Human Development
	<input type="checkbox"/>	Healthy and Safe Families
	<input type="checkbox"/>	Maintaining Safety, Integrity, and Security
	<input checked="" type="checkbox"/>	Public Infrastructure and Economic Development
	<input type="checkbox"/>	Government and Citizens

AGENCY NAME:	South Carolina Department of Transportation		
AGENCY CODE:	U120	SECTION:	84

ACCOUNTABILITY OF FUNDS	<p>1.1.1, 1.2.1 2.1.1,2.2.1,2.2.2,2.2.3,2.2.4,2.3.1,3.1.1,3.2.1,3.2.2,4.1.1,4.1.2,4.2.1,4.2.2,4.3.1,4.3.2,4.3.3, 5.1.1,5.1.2,5.2.1,5.2.2,5.3.1</p>
--------------------------------	--

What specific strategy, as outlined in the FY 2018-19 Strategic Planning and Performance Measurement template of agency's accountability report, does this funding request support? How would this request advance that strategy? How would the use of these funds be evaluated?

RECIPIENTS OF FUNDS	<p>Vendors providing road maintenance services to SCDOT.</p>
----------------------------	--

What individuals or entities would receive these funds (contractors, vendors, grantees, individual beneficiaries, etc.)? How would these funds be allocated – using an existing formula, through a competitive process, based upon predetermined eligibility criteria?

JUSTIFICATION OF REQUEST	<p>The Non-Federal Aid fund has had a reduction in revenue with the passing of ACT 275 and now ACT 40, so budget authorization is being adjusted to more stable recurring levels of revenue that existed prior SFY 2014.</p>
---------------------------------	--

Please thoroughly explain the request to include the justification for funds, potential offsets, matching funds, and method of calculation. Please include any explanation of impact if funds are not received. If new positions have been requested, explain why existing vacancies are not sufficient.

AGENCY NAME:	South Carolina Department of Transportation		
AGENCY CODE:	U120	SECTION:	84

FORM C – CAPITAL REQUEST

AGENCY PRIORITY	6
------------------------	---

Provide the Agency Priority Ranking from the Executive Summary.

TITLE	SC Rest Areas Improvements
--------------	-----------------------------------

Provide a brief, descriptive title for this request.

AMOUNT	\$16,200,000
---------------	---------------------

How much is requested for this project in FY 2019-20? This amount should correspond to the total for all funding sources on the Executive Summary.

CPIP PRIORITY	<p>These rest area projects identified below have not been addressed in the agency CPIP. We have previously requested the projects be included in the capital bond bill for the replacement of these particular rest areas.</p>
----------------------	---

Identify the project's CPIP plan year and priority number, along with the first year in which the project was included in the agency's CPIP. If not included in the agency's CPIP, please provide an explanation. If the project involves a request for appropriated state funding, briefly describe the agency's contingency plan in the event that state funding is not made available in the amount requested.

OTHER APPROVALS	<p>No project approvals have been obtained.</p>
------------------------	---

What approvals have already been obtained? Are there additional approvals that must be secured in order for the project to succeed? (Institutional board, JBRC, SFAA, etc.)

LONG-TERM PLANNING AND SUSTAINABILITY	<p>There are no other funds to be requested for these facilities. Each of the (4) rest area facilities to be replaced will have increased utility costs associated with the new facilities. The anticipated increased energy costs for the facilities will be approximately \$4800 annually and the cost will be absorbed by the agency in the operating budget. For the one rest area demolition, the utility savings is minimal since the facility is not utilized.</p> <p>The expected useful life of the facility will be 30+ years.</p>
--	--

What other funds have already been invested in this project (source/type, amount, timeframe)? Will other capital and/or operating funds for this project be requested in the future? If so, how much, and in which fiscal years? Has a source for those funds been identified/secured? What is the agency's expectation with regard to additional annual costs or savings associated with this capital improvement? What source of funds will be impacted by those costs or savings? What is the expected useful life of the capital improvement?

SUMMARY	<u>Charleston County (I-26) EBL Rest Area</u> <u>\$4,000,000</u> Replace the existing 44 year old Rest Area Building, Vending, Picnic Shelters and Storage to include minor paving, sidewalks, curbs, and landscaping.
	<u>Berkley County (I-26) WBL Rest Area</u> <u>\$200,000</u> This facility has been closed. The project includes the demolition of the facility in its entirety.
	<u>Sumter County (I-95) NBL Rest Area</u> <u>\$4,000,000</u> Replace the existing 34 year old Rest Area Building, Vending, Picnic Shelters, and Storage to include minor paving, sidewalks, curbs, and landscaping.
	<u>Sumter County (I-95) SBL Rest Area</u> <u>\$4,000,000</u> Replace the existing 34 year old Rest Area Building, Vending, Picnic Shelters, and Storage to include minor paving, sidewalks, curbs, and landscaping.
	<u>Orangeburg County (I-95) NBL Rest Area</u> <u>\$4,000,000</u> Replace the existing 44 year old Rest Area Building, Vending, Picnic Shelters, and Storage to include minor paving, sidewalks, curbs, and landscaping.

Provide a summary of the project and explain why it is necessary. Please refer to the budget guidelines for appropriate questions and thoroughly answer all related items.

AGENCY NAME:	South Carolina Department of Transportation		
AGENCY CODE:	U120	SECTION:	84

**FORM E – AGENCY COST SAVINGS AND GENERAL FUND REDUCTION
CONTINGENCY PLAN**

TITLE	Agency Cost Savings and General Fund Reduction Contingency Plan Mass Transit
--------------	---

AMOUNT	(\$1,718)
---------------	-----------

What is the General Fund 3% reduction amount (minimum based on the FY 2018-19 recurring appropriations)? This amount should correspond to the reduction spreadsheet prepared by EBO.

ASSOCIATED FTE REDUCTIONS	None
----------------------------------	------

How many FTEs would be reduced in association with this General Fund reduction?

PROGRAM/ACTIVITY IMPACT	Funding is used to assist in funding statewide transit entities that provide mass transit opportunities, and for non-federally eligible programs that assist transit initiatives.
--------------------------------	---

What programs or activities are supported by the General Funds identified?

AGENCY NAME:	South Carolina Department of Transportation		
AGENCY CODE:	U120	SECTION:	84

SUMMARY	<p>The 3% general fund reduction will result in a lower level of funding provided to statewide transit entities that currently provide mass transit opportunities.</p>
----------------	--

Please provide a detailed summary of service delivery impact caused by a reduction in General Fund Appropriations and provide the method of calculation for anticipated reductions. Agencies should prioritize reduction in expenditures that have the least significant impact on service delivery.

AGENCY COST SAVINGS PLANS	<p>N/A</p>
----------------------------------	------------

What measures does the agency plan to implement to reduce its costs and operating expenses by more than \$50,000? Provide a summary of the measures taken and the estimated amount of savings. How does the agency plan to repurpose the savings?

AGENCY NAME:	South Carolina Department of Transportation		
AGENCY CODE:	U120	SECTION:	84

FORM F – REDUCING COST AND BURDEN TO BUSINESSES AND CITIZENS

TITLE	Resurfacing Program and Load Restricted Bridge Replacement Program
--------------	---

Provide a brief, descriptive title for this request.

EXPECTED SAVINGS TO BUSINESSES AND CITIZENS	Resurfacing Program FY 2020 savings: \$20,248 Load Restricted Bridge Replacement Program: \$2,744,611. Total Savings: \$2,764,859
--	--

What is the expected savings to South Carolina’s businesses and citizens that is generated by this proposal? The savings could be related to time or money.

FACTORS ASSOCIATED WITH THE REQUEST	Mark “X” for all that apply:
	<input type="checkbox"/> Repeal or revision of regulations.
	<input type="checkbox"/> Reduction of agency fees or fines to businesses or citizens.
	<input type="checkbox"/> Greater efficiency in agency services or reduction in compliance burden.
	<input checked="" type="checkbox"/> Other

METHOD OF CALCULATION	Resurface Program: Averaged 4 years of damage claims paid by the agency (FYs 15, 16, 17,18) and estimated a 3% savings: \$20,248. Load Restricted Bridge Program: Estimated the cost to the motoring public of driving around the load restricted bridges using detours. Costs include motor fuel, operating costs of trucks, and mileage driven. Estimated savings: \$2,744,611. The budget program impacted is II B Permanent Improvements Bridges, and the Highway Operating Fund 44909000.
------------------------------	---

Describe the method of calculation for determining the expected cost or time savings to businesses or citizens.

REDUCTION OF FEES OR FINES	N/A
-----------------------------------	-----

Which fees or fines does the agency intend to reduce? What was the fine or fee revenue for the previous fiscal year? What was the associated program expenditure for the previous fiscal year? What is the enabling authority for the issuance of the fee or fine?

REDUCTION OF REGULATION	N/A
--------------------------------	-----

Which regulations does the agency intend to amend or delete? What is the enabling authority for the regulation?

AGENCY NAME:	South Carolina Department of Transportation		
AGENCY CODE:	U120	SECTION:	84

SUMMARY	<p>The resurface program will result in better roads, and fewer motorists repair claims paid by the agency. Estimated reduction in claims: 3%, which is \$20,248.</p> <p>The load restricted bridge replacement program will result in repair or replacement of restricted bridges, and a savings to the motoring public not having to use detours around the bridges. Estimated savings: \$ 2,744,611.</p>
----------------	---

Provide an explanation of the proposal and its positive results on businesses or citizens. How will the request affect agency operations?

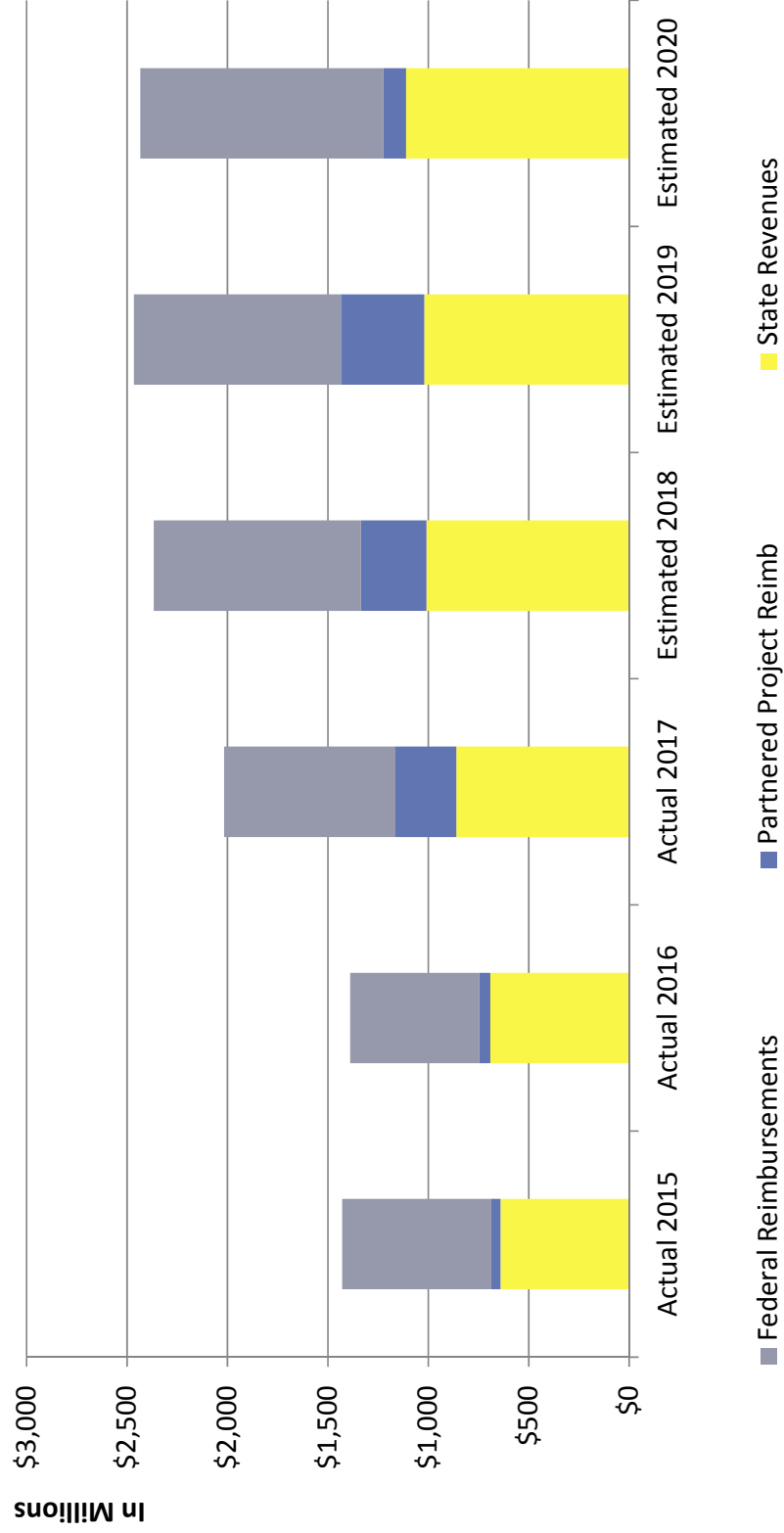
Intentionally Left Blank

Proposed Budget for SFY 2019/20

*Presented: September 27, 2018
By: Mr. Scott Ludlam,
Director of Budgets & Financial Planning*

Revenue

Revenue Trends SFY 2015-2020



South Carolina Department of Transportation

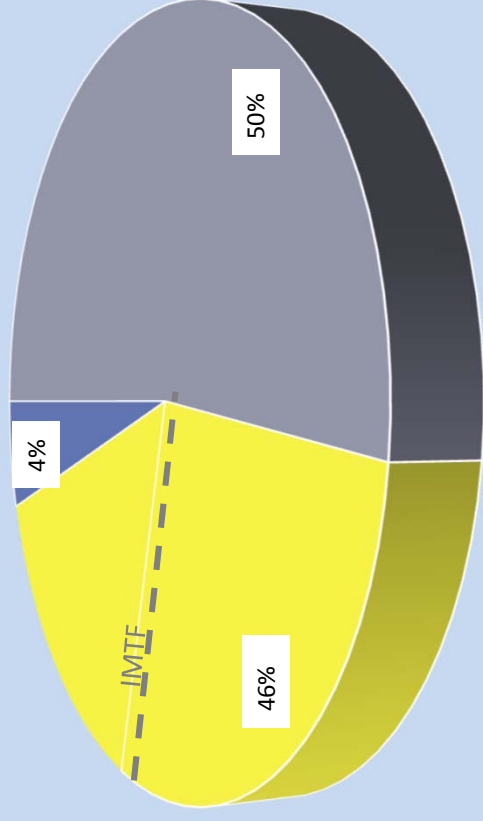
Revenues (In Millions)

Funding Source	Actual 2017	Actual 2018	Approved 2019	Proposed 2020
Federal Reimbursements	\$ 853	\$ 999	\$ 1,031	\$ 1,211
State Revenues	832	977	1,020	1,111
Partnered Projects	305	115	415	112
Total	\$ 1,990	\$ 2,091	\$ 2,466	\$ 2,434

South Carolina Department of Transportation

Estimated Revenues for FY 2020 \$2.434B

Federal Reimbursements	\$1.211B
State Revenues	\$1.111B
	<i>Including IMTF \$414M</i>
Partnered Projects	\$ 112M
Total Estimated Revenues FY 2020	\$2.434B



Estimated Revenues SFY 2019/20

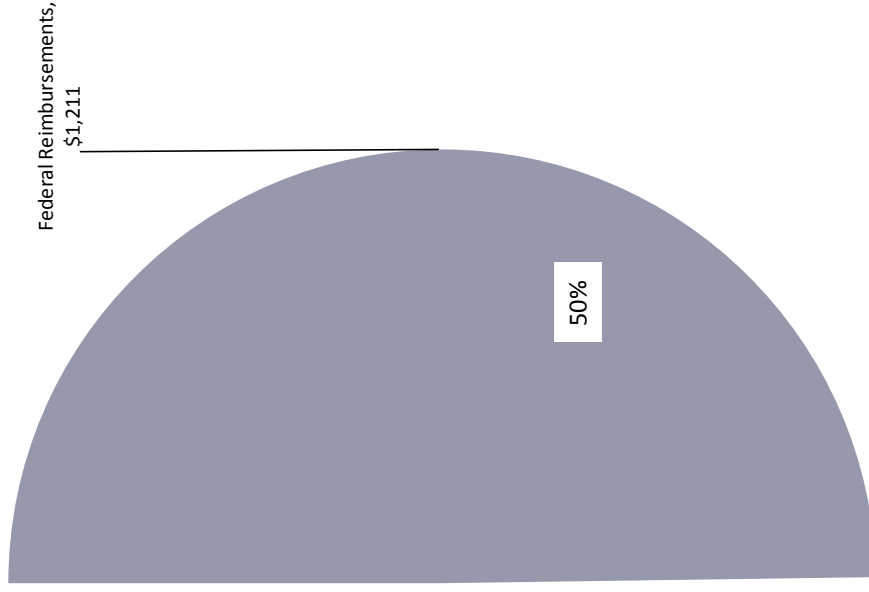
Federal Reimbursements

Subject to annual Congressional Budget Appropriation

Based on eligible project expenditures

Average reimbursement rate of 84% on eligible activities

Typically this level of project activity would require an equivalent of \$227M in matching funds



Estimated Revenues

SFY 2019/20

Infrastructure Maintenance Trust Fund

\$ 223M	Infrastructure Maintenance Fee
\$ 163M	Gasoline Tax
\$ 52M	Special Fuel Tax
\$ 27M	DMV - Vehicle Registration Increase
\$ 14M	Fees, Taxes, & Earnings
-\$ 44.0M	Refundable Income Tax Credit
-\$ 20.5M	Fund (CTC Donor Bonus Act 40)

Fees, Fines, Tolls, Etc.

\$ 87M	SC DMV Fees & Fines
\$ 27M	Goods, Services, & Permits
\$ 9M	Cross Island Parkway Tolls Revenues
\$ 5M	SCTIB Exchange Payments

Non-Federal Aid

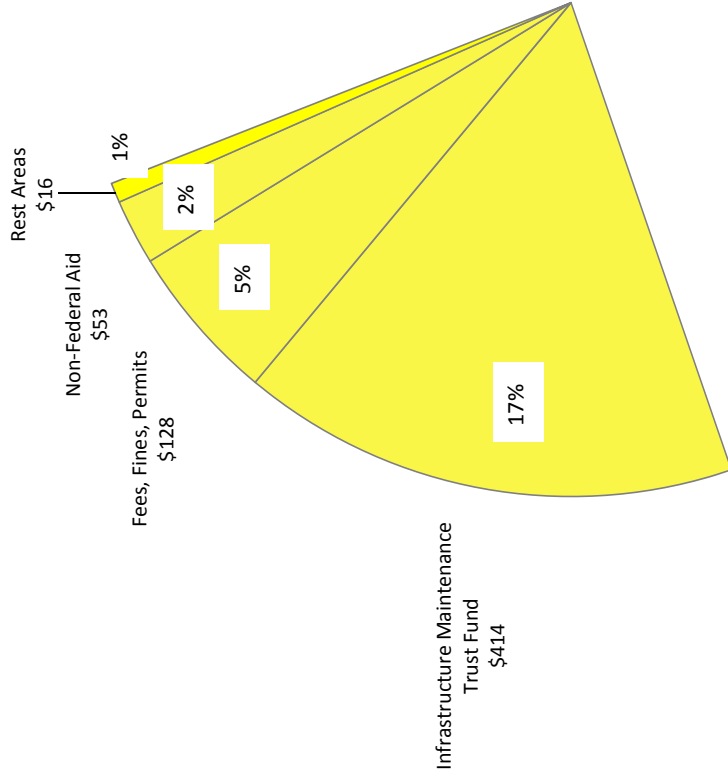
Act 176 funds are for use on Non-Federally eligible state roads

Significant items include:

\$ 18M	Gasoline Tax
\$ 17M	Motor Vehicle License
\$ 13M	Petroleum Inspection & Electric Power Tax


State Fund Capital Budget Request

\$ 16M	Rest Areas
--------	------------



* Annual 2¢ increase, year 3 of 6

Estimated Revenues SFY 2019/20



Partnered Projects

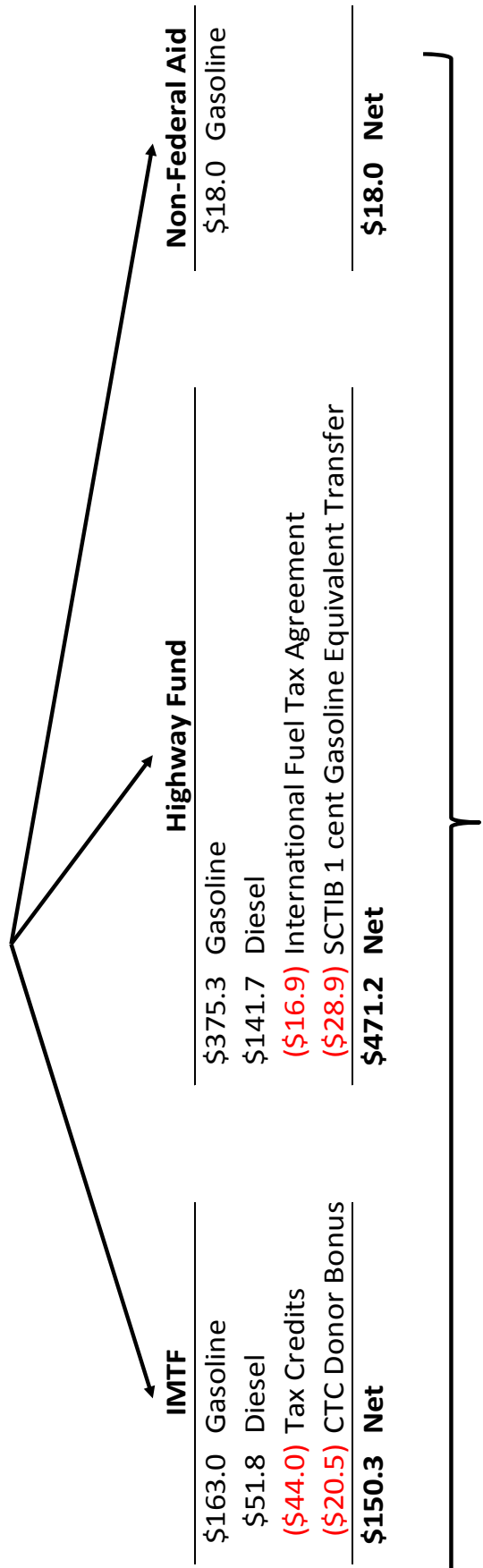
- \$ 35M SC Transportation Infrastructure Bank (SCTIB)
- \$ 42M State Ports Authority
- \$ 25M Participation Agreements
- \$ 10M SC Department of Commerce

Estimated Revenues

SFY 2019/20

State Motor Fuel

\$876.3	Forecasted Gross Collections
(\$8.5)	Dept. of Revenue Deductions
(\$17.8)	DHEC SUPERB Fund 0.5 cents/Gallon
(\$3.7)	DNR Watercraft fund 1% of 13 cents
(\$96.5)	CTC Transportation 3.325 cents/Gallon
\$749.8	Transmitted to SCDOT



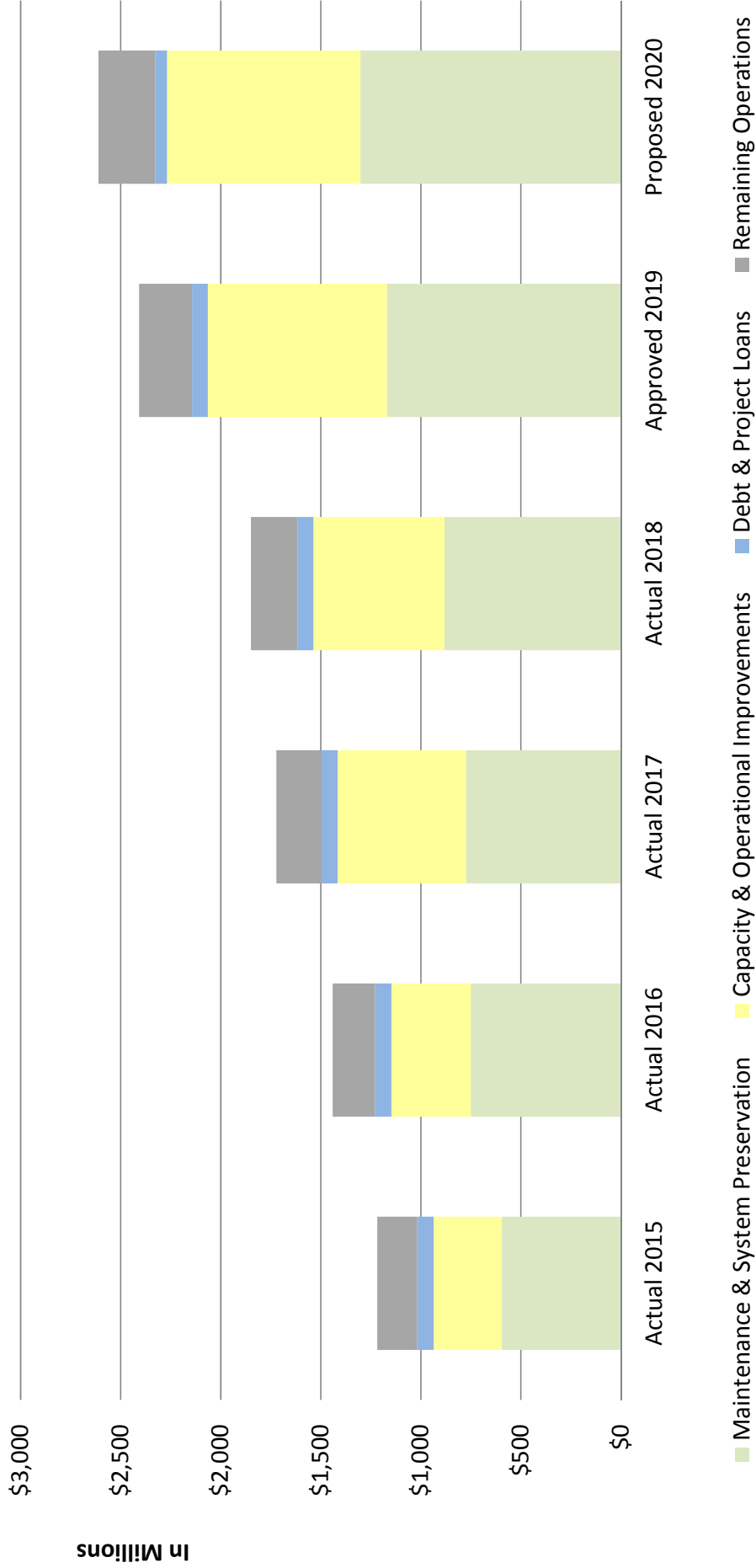
\$639.5 Available for SCDOT Use



Expenditures



Expenditure Trends SFY 2015-2020



South Carolina Department of Transportation

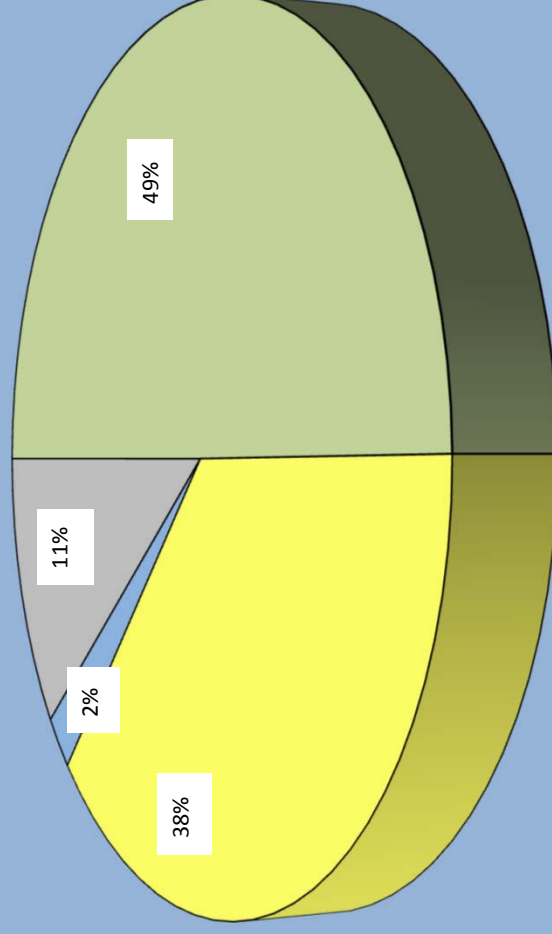
Expenditures

(In Millions)

	Actual 2017	Actual 2018	Approved 2019	Proposed 2020
Maintenance & System Preservation	\$ 775	\$ 882	\$ 1,170	\$ 1,270
Capacity & Operational Improvements	641	655	894	982
Project Debt Service	81	80	79	58
Remaining Operations	225	233	265	301
Total	\$ 1,722	\$ 1,850	\$ 2,408	\$ 2,611

South Carolina Department of Transportation Requested Budgeted Expenditures for FY 2020 \$2.611B

Maintenance & System Preservation	\$1.270B
Capacity & Operational Improvements	\$ 982M
Project Debt Service	\$ 58M
Remaining Operations	\$ 301M
Total Budgeted Expenditures FY 2020	\$2.611B

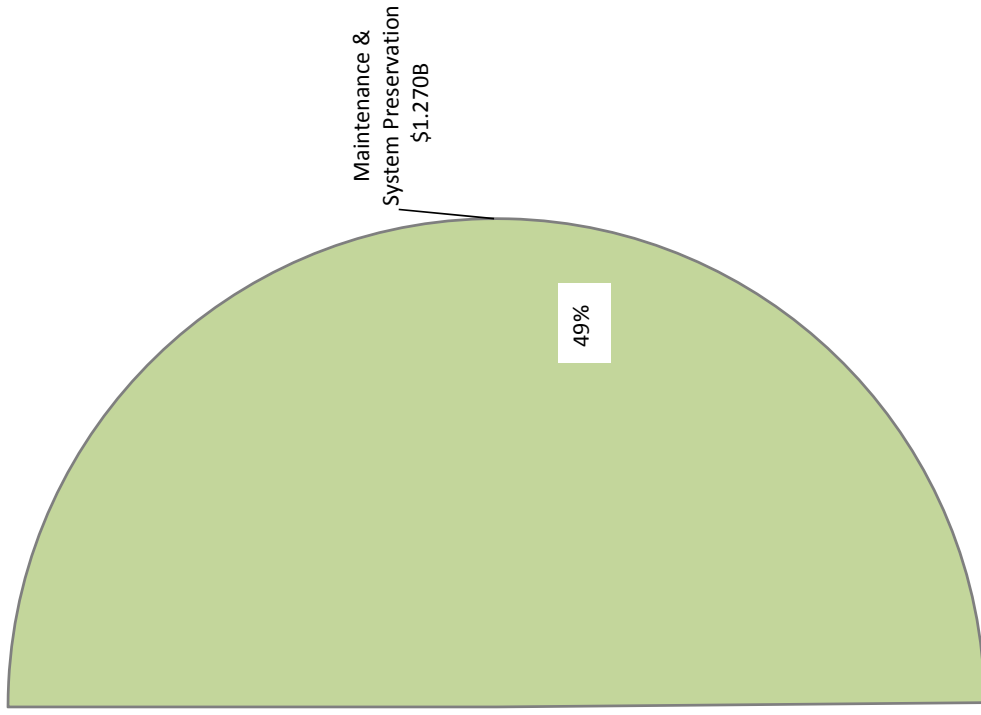


Budgeted Expenditures

SFY 2019/20

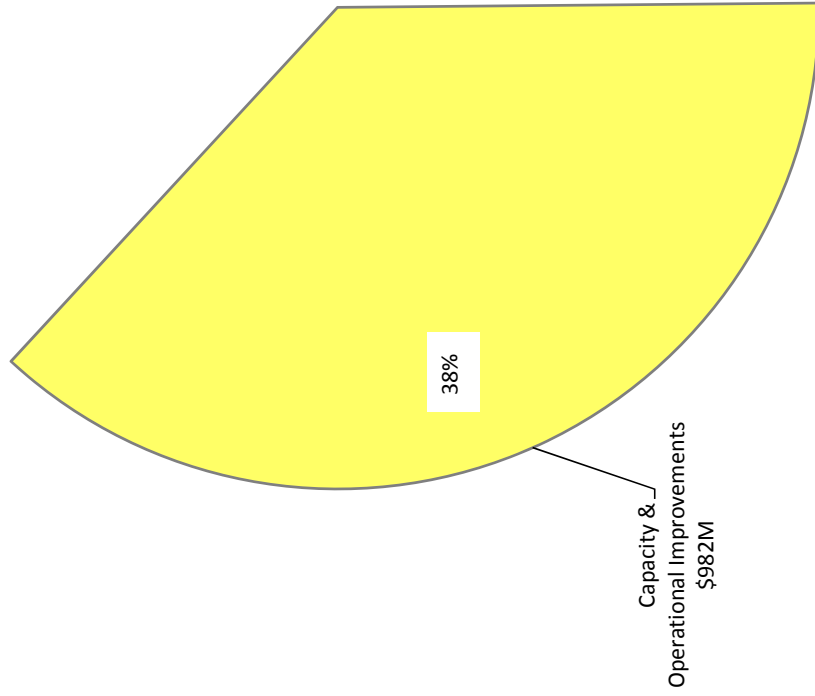
Maintenance & System Preservation

\$663M	Pavement Rehabilitation & Resurfacing
\$208M	Bridges
\$156M	Field Maintenance
\$194M	Personnel Services/Fringe
	Field Maintenance
	Materials & Equipment



Budgeted Expenditures

SFY 2019/20



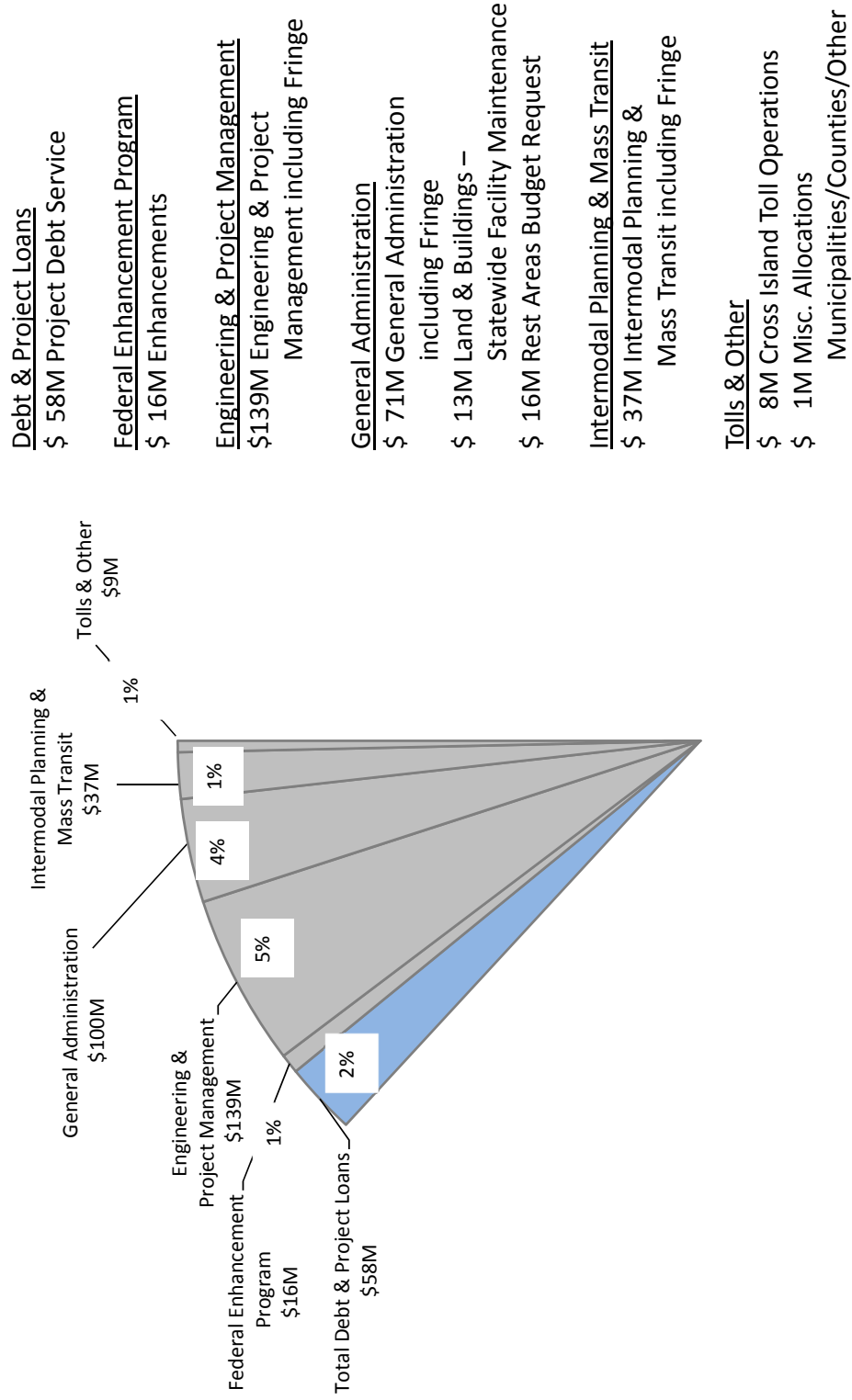
Capacity & Operational Improvements

\$578M	Federal-Aid Road Widening & New Location
\$255M	Federal-Aid Highway Operational & Safety Improvements
\$ 42M	State Ports Authority Port Access Road
\$ 29M	SCTIB 1¢ Gasoline Equivalent Transfer
\$ 78M	Other Operating (ER Project, Miscellaneous)

New Location Projects by MPOs and COGs:
 \$6.9M for the SC 153 Extension project in Pickens County
 \$8.9M Andrews Bypass in Williamsburg

Budgeted Expenditures

SFY 2019/20



Debt & Project Loans

\$ 58M Project Debt Service

Federal Enhancement Program

\$ 16M Enhancements

Engineering & Project Management

\$139M Engineering & Project Management including Fringe

General Administration

\$ 71M General Administration including Fringe
 \$ 13M Land & Buildings – Statewide Facility Maintenance
 \$ 16M Rest Areas Budget Request

Intermodal Planning & Mass Transit

\$ 37M Intermodal Planning & Mass Transit including Fringe

Tolls & Other

\$ 8M Cross Island Toll Operations
 \$ 1M Misc. Allocations
 Municipalities/Counties/Other

Public Education and Special Schools Subcommittee Proviso Request Summary			
Proviso # in FY 19-20 Act	Proviso Title	Short Summary	Agency Recommended Action (keep, change, delete, add)
84.1	Expenditure Authority Limitation	Allows SCDOT to carryforward and expend cash balances, within specified limitations.	Recommend to keep.
84.2	Special Fund Authorization	Establish additional funds for proper accounting standards.	Recommend to keep.
84.3	Secure Bonds & Insurance	Allows SCDOT to secure bonds, within specified limitations.	Recommend to keep.
84.4	Benefits	Provides for same compensation increases as other state employees.	Recommend to keep.
84.5	Document Fees	Allows SCDOT to establish a schedule for fees for copies, lists etc.	Recommend to keep.
84.6	Meals in Emergency Operations	Allows SCDOT to provide meals to employees working in situations under a declared state of emergency.	Recommend to keep.
84.7	Rest Area Water Rates	Provides access to in-district water rates for SCDOT rest areas.	Recommend to keep.
84.8	Shop Rd. Farmers Mkt Bypass Carry Fwd	Allows SCDOT to utilize unexpended Shop Road Farmers Market Bypass funds on the expansion of Leesburg road.	Recommend no change.
84.9	Bridge Replacement McCormick	Allows McCormick county to affix water lines to the U.S. 378 bridge crossing Lake J. Strom Thurmond.	Recommend deletion.
84.10	DOT Project Priority List	Requires SCDOT to publish a project priority list, per Act 114, in a manner easily accessible to the public.	Recommend no change.
84.12	General Fund Balance Carry Forward	Allows SCDOT to carry forward unexpended general funds.	Recommend no change.
84.13	Reimbursement for Vehicle Damage	Requires SCDOT to place damage claim form in prominent location on website.	Recommend no change.
84.15	Preventative Maintenance Credit	Allows SCDOT to utilize Section 12-28-310(D) motor fuel fee revenue to satisfy the maintained credit in Section 12-6-3780(B)(2).	Recommend no change.
84.16	Emergency Meetings	Allows SCDOT to convene meetings in cases of emergency as determined by the Secretary of Transportation.	Recommend no change.
84.17	CTC Donor Bonus	Allows SCDOT to meet the requirements of the CTC Donor Bonus under Act 40 with the motor fuel user fee Section 12-28-310(D).	Recommend no change.
84.18	Public Utility Relocation	Allows SCDOT to utilize federal-aid road and bridge program funds for public utility water and sewer relocation.	Recommend deletion.
Section 117	GENERAL PROVISOS		Recommend no change.
117.109	Welcome Centers	MOU between SCDOT and SCPRT to transfer \$3,563,560 for maintenance of rest areas.	Recommend deletion.
117.110	Charleston & Dorchester County Sound Barriers	SCDOT must allow sound barriers in respective counties.	Recommend no change.

Intentionally Left Blank

SCDOT Fiscal Year 2019-2020 Proviso Recommendations

FY19-20 Base Submission	Proviso Title	Recommendations
Section 84	DEPARTMENT OF TRANSPORTATION	
84.1	Expenditure Authority Limitation	Recommend Codification
84.2	Special Fund Authorization	Recommend Codification
84.3	Secure Bonds & Insurance	Recommend Codification
84.4	Benefits	Recommend Codification
84.5	Document Fees	Recommend Codification
84.6	Meals in Emergency Operations	Recommend Codification
84.7	Rest Area Water Rates	Recommend Codification
84.8	Shop Rd. Farmers Mkt Bypass Carry Fwd	Recommend No Change
84.9	Bridge Replacement McCormick	Recommend Deletion
84.10	DOT Project Priority List	Recommend No Change
84.12	General Fund Balance Carry Forward	Recommend No Change
84.13	Reimbursement for Vehicle Damage	Recommend No Change
84.15	Preventative Maintenance Credit	Recommend No Change
84.16	Emergency Meetings	Recommend No Change
84.17	CTC Donor Bonus	Recommend No Change
84.08	Public Utility Relocation	Recommend Deletion
Section 117	GENERAL PROVISOS	
117.109	Welcome Centers	Recommend Deletion
117.111	Charleston & Dorchester County Sound Barriers	Recommend No Change

SCDOT Fiscal Year 2019-2020 Proviso Recommendations



FY 19-20 Proviso	Proviso Title	Proviso Description
84.1	Expenditure Authority Limitation	The Department of Transportation is hereby authorized to expend all cash balances brought forward from the previous year and all income including all federal funds, unexpended general funds and proceeds from bond sales accruing to the Department of Transportation, but in no case shall the expenditures of the Department of Transportation exceed the amount of cash balances brought forward from the preceding year plus the amount of all income including federal funds, general funds and proceeds from bond sales.
84.2	Special Fund Authorization	The Department of Transportation with the approval of the State Treasurer, is hereby authorized to set up with the State Treasurer such special funds out of the Department of Transportation funds as may be deemed advisable for proper accounting purposes.
84.3	Secure Bonds & Insurance	The Department of Transportation is hereby authorized to secure bonds and insurance covering such activities of the department as may be deemed proper and advisable, due consideration being given to the security offered and the service of claims.
84.4	Benefits	Employees of the Department of Transportation shall receive equal compensation increases, health insurance benefits and employee bonuses provided in this act for employees of the State generally. The amount will be funded from Department of Transportation funding sources.
84.5	Document Fees	The Department of Transportation is hereby authorized to establish an appropriate schedule of fees to be charged for copies of records, lists, bidder's proposals, plans, maps, etc. based upon approximate actual costs and handling costs of producing such copies, lists, bidder's proposals, plans, maps, etc.
84.6	Meals in Emergency Operations	The Department of Transportation may provide meals to employees of the department who are not permitted to leave assigned duty stations and are required to work during deployment, emergency simulation exercises, and when the Governor declares a state of emergency.
84.7	Rest Area Water Rates	For the current fiscal year, rest areas of the Department of Transportation shall be charged in-district water rates by providers of water and sewer services, unless the rate currently charged by the provider is less than in-district rates.
84.8	Shop Rd. Farmers Mkt Bypass Carry Fwd	Unexpended funds appropriated for the Shop Road Farmers Market Bypass may be carried forward into the current fiscal year and expended for the matching requirement for the widening and expansion of Leesburg Road from Fairmont to Wildcat Road (Lower Richland roads-Phase I).

SCDOT Fiscal Year 2019-2020 Proviso Recommendations

FY19-20 Proviso (continued)	Proviso Title (continued)	Proviso Description (continued)
84.9	Bridge Replacement McCormick	Planning and construction on a new U.S. 378 bridge crossing Lake J. Strom Thurmond must provide for and allow McCormick County to affix water lines to the new bridge just as the water lines are affixed to the existing bridge. McCormick County shall bear the cost of affixing the water lines to the new bridge.
84.10	Project Priority List	From the funds appropriated to the department, the Department of Transportation Commission project priority lists, as required under Act 114 of 2007, shall be published in a conspicuous place on the department's website in a manner easily accessible to the public. The priority lists shall be accompanied by the associated engineering directives explaining the ranking process and methodology for applying the commission approved criteria.
84.12	General Fund Balance Carry Forward	The Department of Transportation may carry forward any unexpended general fund balance from the prior fiscal year and expend those funds in the current fiscal year.
84.13	Reimbursement for Vehicle Damage	Of the funds appropriated to the Department of Transportation, the department must develop direct internet access from the department's home page to any document or claim form that may be used by the public to seek reimbursement for vehicle damages caused by poor road conditions. The department must post a link to the documents or claim forms on the department's home page in a prominent, easily viewed location.
84.15	Preventative Maintenance Credit	The Department of Transportation is authorized to transfer a portion of proceeds of the motor fuel user fee received from Section 12-28-310(D) to the Department of Revenue in order to satisfy the requirements of the preventive maintenance credit in Section 12-6-3780(B)(2).
84.16	Emergency Meetings	The Department of Transportation Commission is authorized to use funds under this Act in order to convene a meeting in cases of emergency as determined by the Secretary of Transportation when a natural disaster or other dire situation requires immediate action. Notice shall be given to the press and the public as soon as a decision is made to convene an emergency meeting. Only emergency matters may be considered in such a meeting. The meeting shall be open to the public, and may be conducted over a conference call if necessary.
84.17	CTC Donor Bonus	The Department of Transportation is authorized, in order to meet the requirements of Act 40 of 2017, to transfer a portion of the proceeds of the motor fuel user fee received from Section 12-28-310(D) of the 1976 Code to satisfy the donor bonus for County Transportation Committees in Section 12-28-2740(H).

SCDOT Fiscal Year 2019-2020 Proviso Recommendations

FY19-20 Proviso (continued)	Proviso Title (continued)	Proviso Description (continued)
84.18	Public Utility Relocation	From the funds authorized in the current fiscal year, the Department of Transportation may use its federal-aid road and bridge program funds for the relocation of public water and sewer lines in accordance with federal guidelines.
117.109	Welcome Centers	The Department of Parks, Recreation and Tourism and the Department of Transportation shall maintain a Memorandum of Understanding (MOU) that provides that the Department of Parks, Recreation and Tourism shall control operations of all South Carolina Welcome Centers. The MOU shall include replacement, renovation and maintenance of the facilities, daily operations, and grounds maintenance and upkeep and shall clearly define responsibility for additional portions of Welcome Centers to include paving and sidewalks. The Department of Transportation shall transfer to the Department of Parks, Recreation and Tourism the amount of \$3,563,560 less any state funds appropriated by the General Assembly for the same purpose. The Department of Parks, Recreation and Tourism assumes responsibility for this amount and the timing of the transfer of these funds shall be defined as part of the MOU. The funds transferred to the Department of Parks, Recreation and Tourism shall be placed in a separate and distinct fund and these funds shall be carried forward from the prior fiscal year into the current fiscal year and be expended for the same purposes.
117.111	Charleston & Dorchester County Sound Barriers	From the funds authorized to the Department of Transportation, the department shall take the appropriate measures to allow the counties of Charleston and Dorchester to construct sound barriers in the department's easements along Interstate 26 within the borders of Charleston County and along Dorchester Road within Dorchester County, provided, no funds appropriated or authorized in Part IA to the Department of Transportation, any other section of this act, any Federal Funds, unless otherwise agreed to by the local Metropolitan Planning Organization or Council or Governments for use of a portion of their annual federal allocation, or any Other Funds, shall be used in the construction of the sound barriers, and only local dollars shall be used in the construction of sound barriers. The sound barriers must meet the state and federal noise abatement guidelines and must be constructed to meet any and all state and federal regulations. Consistent with the requirements of Section 57-25-190 (E) of the 1976 Code, or regulations adopted pursuant thereto, including construction by a local government in a state right of way, the owner of a legally erected and maintained billboard shall have the option to relocate such billboard sign to another location as close as practicable to the sign being relocated or adjust the height or angle of the billboard sign to a height or angle that restores the visibility of the billboard sign to the same or comparable visibility as before construction of a sound barrier. Costs for re-location or alteration of a billboard due to sound barrier installation by a local government in a state right of way shall be paid by the local government. The provisions of Section 39-14-10 et seq. of the 1976 Code will apply regarding any compensation to be paid by local governments for billboard signs which cannot be relocated or altered.

AGENCY NAME:	South Carolina Department of Transportation		
AGENCY CODE:	U120	SECTION:	84

FORM D – PROVISIO REVISION REQUEST

NUMBER	84.1 <i>Cite the proviso according to the renumbered list for FY 2019-20 (or mark "NEW").</i>
TITLE	Expenditure Authority Limitation <i>Provide the title from the FY 2018-19 Appropriations Act or suggest a short title for any new request.</i>
BUDGET PROGRAM	N/A <i>Identify the associated budget program(s) by name and budget section.</i>
RELATED BUDGET REQUEST	N/A <i>Is this request associated with a budget request you have submitted for FY 2019-20? If so, cite it here.</i>
REQUESTED ACTION	Codify <i>Choose from: Add, Delete, Amend, or Codify.</i>
OTHER AGENCIES AFFECTED	N/A <i>Which other agencies would be affected by the recommended action? How?</i>
SUMMARY & EXPLANATION	<p>The Department of Transportation is hereby authorized to expend all cash balances brought forward from the previous year and all income including all federal funds, unexpended general funds and proceeds from bond sales accruing to the Department of Transportation, but in no case shall the expenditures of the Department of Transportation exceed the amount of cash balances brought forward from the preceding year plus the amount of all income including federal funds, general funds and proceeds from bond sales.</p> <p>Codification is requested because of the recurring need for SCDOT to carry forward cash balances, and is expected to continue indefinitely.</p>

Summarize the existing proviso. If requesting a new proviso, describe the current state of affairs without it. Explain the need for your requested action. For deletion requests due to recent codification, please identify SC Code section where language now appears.

AGENCY NAME:	South Carolina Department of Transportation		
AGENCY CODE:	U120	SECTION:	84

FISCAL IMPACT	No Fiscal Impact
----------------------	------------------

Provide estimates of any fiscal impacts associated with this proviso, whether for state, federal, or other funds. Explain the method of calculation.

PROPOSED PROVISOR TEXT	N/A
-------------------------------	-----

Paste FY 2018-19 text above, then bold and underline insertions and strikethrough deletions. For new proviso requests, enter requested text above.

AGENCY NAME:	South Carolina Department of Transportation		
AGENCY CODE:	U120	SECTION:	84

FORM D – PROVISIO REVISION REQUEST

NUMBER	84.2 <i>Cite the proviso according to the renumbered list for FY 2019-20 (or mark "NEW").</i>
TITLE	Special Fund Authorization <i>Provide the title from the FY 2018-19 Appropriations Act or suggest a short title for any new request.</i>
BUDGET PROGRAM	N/A <i>Identify the associated budget program(s) by name and budget section.</i>
RELATED BUDGET REQUEST	N/A <i>Is this request associated with a budget request you have submitted for FY 2019-20? If so, cite it here.</i>
REQUESTED ACTION	Codify <i>Choose from: Add, Delete, Amend, or Codify.</i>
OTHER AGENCIES AFFECTED	N/A <i>Which other agencies would be affected by the recommended action? How?</i>
SUMMARY & EXPLANATION	<p>The Department of Transportation with the approval of the State Treasurer, is hereby authorized to set up with the State Treasurer such special funds out of the Department of Transportation funds as may be deemed advisable for proper accounting purposes.</p> <p>Special fund authorization is a recurring need for SCDOT. We need flexibility to establish special funds to maintain funding sources in a segregated manner.</p>

Summarize the existing proviso. If requesting a new proviso, describe the current state of affairs without it. Explain the need for your requested action. For deletion requests due to recent codification, please identify SC Code section where language now appears.

AGENCY NAME:	South Carolina Department of Transportation		
AGENCY CODE:	U120	SECTION:	84

FISCAL IMPACT	No Fiscal Impact
----------------------	------------------

Provide estimates of any fiscal impacts associated with this proviso, whether for state, federal, or other funds. Explain the method of calculation.

PROPOSED PROVISOR TEXT	N/A
-------------------------------	-----

Paste FY 2018-19 text above, then bold and underline insertions and strikethrough deletions. For new proviso requests, enter requested text above.

AGENCY NAME:	South Carolina Department of Transportation		
AGENCY CODE:	U120	SECTION:	84

FORM D – PROVISO REVISION REQUEST

NUMBER	84.3 <i>Cite the proviso according to the renumbered list for FY 2019-20 (or mark "NEW").</i>
TITLE	Secure Bonds & Insurance <i>Provide the title from the FY 2018-19 Appropriations Act or suggest a short title for any new request.</i>
BUDGET PROGRAM	N/A <i>Identify the associated budget program(s) by name and budget section.</i>
RELATED BUDGET REQUEST	N/A <i>Is this request associated with a budget request you have submitted for FY 2019-20? If so, cite it here.</i>
REQUESTED ACTION	Codify <i>Choose from: Add, Delete, Amend, or Codify.</i>
OTHER AGENCIES AFFECTED	N/A <i>Which other agencies would be affected by the recommended action? How?</i>
SUMMARY & EXPLANATION	<p>The Department of Transportation is hereby authorized to secure bonds and insurance covering such activities of the department as may be deemed proper and advisable, due consideration being given to the security offered and the service of claims.</p> <p>SCDOT expects the recurring need to secure bonds and insurance as necessary to support approved construction programs.</p>

Summarize the existing proviso. If requesting a new proviso, describe the current state of affairs without it. Explain the need for your requested action. For deletion requests due to recent codification, please identify SC Code section where language now appears.

AGENCY NAME:	South Carolina Department of Transportation		
AGENCY CODE:	U120	SECTION:	84

FISCAL IMPACT	No Fiscal Impact
----------------------	------------------

Provide estimates of any fiscal impacts associated with this proviso, whether for state, federal, or other funds. Explain the method of calculation.

PROPOSED PROVISOR TEXT	N/A
-------------------------------	-----

Paste FY 2018-19 text above, then bold and underline insertions and strikethrough deletions. For new proviso requests, enter requested text above.

AGENCY NAME:	South Carolina Department of Transportation		
AGENCY CODE:	U120	SECTION:	84

FORM D – PROVISO REVISION REQUEST

NUMBER	84.4 <i>Cite the proviso according to the renumbered list for FY 2019-20 (or mark “NEW”).</i>
TITLE	Benefits <i>Provide the title from the FY 2018-19 Appropriations Act or suggest a short title for any new request.</i>
BUDGET PROGRAM	N/A <i>Identify the associated budget program(s) by name and budget section.</i>
RELATED BUDGET REQUEST	N/A <i>Is this request associated with a budget request you have submitted for FY 2019-20? If so, cite it here.</i>
REQUESTED ACTION	Codify <i>Choose from: Add, Delete, Amend, or Codify.</i>
OTHER AGENCIES AFFECTED	N/A <i>Which other agencies would be affected by the recommended action? How?</i>
SUMMARY & EXPLANATION	<p>Employees of the Department of Transportation shall receive equal compensation increases, health insurance benefits and employee bonuses provided in this act for employees of the State generally. The amount will be funded from Department of Transportation funding sources.</p> <p>SCDOT expects to continue to provide equal compensation increases, health insurance, and employee bonuses as given by the State of South Carolina funded by State General Funds at the statewide level.</p> <p>SCDOT receives no state appropriations for such funding actions, and must therefore use funds planned for maintenance of state roads.</p>

Summarize the existing proviso. If requesting a new proviso, describe the current state of affairs without it. Explain the need for your requested action. For deletion requests due to recent codification, please identify SC Code section where language now appears.

AGENCY NAME:	South Carolina Department of Transportation		
AGENCY CODE:	U120	SECTION:	84

FISCAL IMPACT	No Fiscal Impact
----------------------	------------------

Provide estimates of any fiscal impacts associated with this proviso, whether for state, federal, or other funds. Explain the method of calculation.

PROPOSED PROVISOR TEXT	N/A
-------------------------------	-----

Paste FY 2018-19 text above, then bold and underline insertions and strikethrough deletions. For new proviso requests, enter requested text above.

AGENCY NAME:	South Carolina Department of Transportation		
AGENCY CODE:	U120	SECTION:	84

FORM D – PROVISO REVISION REQUEST

NUMBER	84.5 <i>Cite the proviso according to the renumbered list for FY 2019-20 (or mark "NEW").</i>
TITLE	Document Fees <i>Provide the title from the FY 2018-19 Appropriations Act or suggest a short title for any new request.</i>
BUDGET PROGRAM	N/A <i>Identify the associated budget program(s) by name and budget section.</i>
RELATED BUDGET REQUEST	N/A <i>Is this request associated with a budget request you have submitted for FY 2019-20? If so, cite it here.</i>
REQUESTED ACTION	Codify <i>Choose from: Add, Delete, Amend, or Codify.</i>
OTHER AGENCIES AFFECTED	N/A <i>Which other agencies would be affected by the recommended action? How?</i>
SUMMARY & EXPLANATION	<p>The Department of Transportation is hereby authorized to establish an appropriate schedule of fees to be charged for copies of records, lists, bidder's proposals, plans, maps, etc. based upon approximate actual costs and handling costs of producing such copies, lists, bidder's proposals, plans, maps, etc.</p> <p>The SC Department of Transportation expects to continue to receive requests for copies of records, lists, bidder's proposals, plans, and maps and expects to continue to charge an appropriate fee for providing the materials.</p>

Summarize the existing proviso. If requesting a new proviso, describe the current state of affairs without it. Explain the need for your requested action. For deletion requests due to recent codification, please identify SC Code section where language now appears.

AGENCY NAME:	South Carolina Department of Transportation		
AGENCY CODE:	U120	SECTION:	84

FISCAL IMPACT	No Fiscal Impact
----------------------	------------------

Provide estimates of any fiscal impacts associated with this proviso, whether for state, federal, or other funds. Explain the method of calculation.

PROPOSED PROVISOR TEXT	N/A
-------------------------------	-----

Paste FY 2018-19 text above, then bold and underline insertions and strikethrough deletions. For new proviso requests, enter requested text above.

AGENCY NAME:	South Carolina Department of Transportation		
AGENCY CODE:	U120	SECTION:	84

FORM D – PROVISO REVISION REQUEST

NUMBER	84.6 <i>Cite the proviso according to the renumbered list for FY 2019-20 (or mark "NEW").</i>
TITLE	Meals in Emergency Operations <i>Provide the title from the FY 2018-19 Appropriations Act or suggest a short title for any new request.</i>
BUDGET PROGRAM	N/A <i>Identify the associated budget program(s) by name and budget section.</i>
RELATED BUDGET REQUEST	N/A <i>Is this request associated with a budget request you have submitted for FY 2019-20? If so, cite it here.</i>
REQUESTED ACTION	Codify <i>Choose from: Add, Delete, Amend, or Codify.</i>
OTHER AGENCIES AFFECTED	N/A <i>Which other agencies would be affected by the recommended action? How?</i>
SUMMARY & EXPLANATION	<p>The Department of Transportation may provide meals to employees of the department who are not permitted to leave assigned duty stations and are required to work during deployment, emergency simulation exercises, and when the Governor declares a state of emergency.</p> <p>The SC Department of Transportation expects to continue to provide meals to employees of the department, when employees are not permitted to leave assigned work stations during deployment, emergency simulation exercises or states of emergency as declared by the Governor.</p>

Summarize the existing proviso. If requesting a new proviso, describe the current state of affairs without it. Explain the need for your requested action. For deletion requests due to recent codification, please identify SC Code section where language now appears.

AGENCY NAME:	South Carolina Department of Transportation		
AGENCY CODE:	U120	SECTION:	84

FISCAL IMPACT	No Fiscal Impact
----------------------	------------------

Provide estimates of any fiscal impacts associated with this proviso, whether for state, federal, or other funds. Explain the method of calculation.

PROPOSED PROVISO TEXT	N/A
----------------------------------	-----

Paste FY 2018-19 text above, then bold and underline insertions and strikethrough deletions. For new proviso requests, enter requested text above.

AGENCY NAME:	South Carolina Department of Transportation		
AGENCY CODE:	U120	SECTION:	84

FORM D – PROVISO REVISION REQUEST

NUMBER	84.7 <i>Cite the proviso according to the renumbered list for FY 2019-20 (or mark "NEW").</i>
TITLE	Rest Area Water Rates <i>Provide the title from the FY 2018-19 Appropriations Act or suggest a short title for any new request.</i>
BUDGET PROGRAM	N/A <i>Identify the associated budget program(s) by name and budget section.</i>
RELATED BUDGET REQUEST	N/A <i>Is this request associated with a budget request you have submitted for FY 2019-20? If so, cite it here.</i>
REQUESTED ACTION	Codify <i>Choose from: Add, Delete, Amend, or Codify.</i>
OTHER AGENCIES AFFECTED	N/A <i>Which other agencies would be affected by the recommended action? How?</i>
SUMMARY & EXPLANATION	<p>For the current fiscal year, rest areas of the Department of Transportation shall be charged in-district water rates by providers of water and sewer services, unless the rate currently charged by the provider is less than in-district rates.</p> <p>The South Carolina Department of Transportation expects to continue to be charged in-district water rates by providers of water and sewer for rest areas.</p>

Summarize the existing proviso. If requesting a new proviso, describe the current state of affairs without it. Explain the need for your requested action. For deletion requests due to recent codification, please identify SC Code section where language now appears.

AGENCY NAME:	South Carolina Department of Transportation		
AGENCY CODE:	U120	SECTION:	84

FISCAL IMPACT	No Fiscal Impact
----------------------	------------------

Provide estimates of any fiscal impacts associated with this proviso, whether for state, federal, or other funds. Explain the method of calculation.

PROPOSED PROVISOR TEXT	N/A
-------------------------------	-----

Paste FY 2018-19 text above, then bold and underline insertions and strikethrough deletions. For new proviso requests, enter requested text above.

AGENCY NAME:	South Carolina Department of Transportation		
AGENCY CODE:	U120	SECTION:	84

FORM D – PROVISIO REVISION REQUEST

NUMBER	84.9
---------------	------

Cite the proviso according to the renumbered list for FY 2019-20 (or mark "NEW").

TITLE	Bridge Replacement McCormick
--------------	------------------------------

Provide the title from the FY 2018-19 Appropriations Act or suggest a short title for any new request.

BUDGET PROGRAM	N/A
-----------------------	-----

Identify the associated budget program(s) by name and budget section.

RELATED BUDGET REQUEST	N/A
-------------------------------	-----

Is this request associated with a budget request you have submitted for FY 2019-20? If so, cite it here.

REQUESTED ACTION	Recommend Deletion
-------------------------	--------------------

Choose from: Add, Delete, Amend, or Codify.

OTHER AGENCIES AFFECTED	N/A
--------------------------------	-----

Which other agencies would be affected by the recommended action? How?

SUMMARY & EXPLANATION	<p>Planning and construction on a new U.S. 378 bridge crossing Lake J. Strom Thurmond must provide for and allow McCormick County to affix water lines to the new bridge just as the water lines are affixed to the existing bridge. McCormick County shall bear the cost of affixing the water lines to the new bridge.</p>
----------------------------------	--

Summarize the existing proviso. If requesting a new proviso, describe the current state of affairs without it. Explain the need for your requested action. For deletion requests due to recent codification, please identify SC Code section where language now appears.

AGENCY NAME:	South Carolina Department of Transportation		
AGENCY CODE:	U120	SECTION:	84

FISCAL IMPACT	No Fiscal Impact
----------------------	------------------

Provide estimates of any fiscal impacts associated with this proviso, whether for state, federal, or other funds. Explain the method of calculation.

PROPOSED PROVISOR TEXT	N/A
-------------------------------	-----

Paste FY 2018-19 text above, then bold and underline insertions and strikethrough deletions. For new proviso requests, enter requested text above.

AGENCY NAME:	South Carolina Department of Transportation		
AGENCY CODE:	U120	SECTION:	84

FORM D – PROVISIO REVISION REQUEST

NUMBER	84.16 <i>Cite the proviso according to the renumbered list for FY 2019-20 (or mark "NEW").</i>
TITLE	Public Utility Relocation <i>Provide the title from the FY 2018-19 Appropriations Act or suggest a short title for any new request.</i>
BUDGET PROGRAM	N/A <i>Identify the associated budget program(s) by name and budget section.</i>
RELATED BUDGET REQUEST	N/A <i>Is this request associated with a budget request you have submitted for FY 2019-20? If so, cite it here.</i>
REQUESTED ACTION	Recommend Deletion <i>Choose from: Add, Delete, Amend, or Codify.</i>
OTHER AGENCIES AFFECTED	N/A <i>Which other agencies would be affected by the recommended action? How?</i>
SUMMARY & EXPLANATION	From the funds authorized in the current fiscal year, the Department of Transportation may use its federal-aid road and bridge program funds for the relocation of public water and sewer lines in accordance with federal guidelines.

Summarize the existing proviso. If requesting a new proviso, describe the current state of affairs without it. Explain the need for your requested action. For deletion requests due to recent codification, please identify SC Code section where language now appears.

AGENCY NAME:	South Carolina Department of Transportation		
AGENCY CODE:	U120	SECTION:	84

FISCAL IMPACT	No Fiscal Impact
----------------------	------------------

Provide estimates of any fiscal impacts associated with this proviso, whether for state, federal, or other funds. Explain the method of calculation.

PROPOSED PROVISOR TEXT	N/A
-------------------------------	-----

Paste FY 2018-19 text above, then bold and underline insertions and strikethrough deletions. For new proviso requests, enter requested text above.

AGENCY NAME:	South Carolina Department of Transportation		
AGENCY CODE:	U120	SECTION:	84

FORM D – PROVISO REVISION REQUEST

NUMBER	117.107 <i>Cite the proviso according to the renumbered list for FY 2019-20 (or mark "NEW").</i>
TITLE	Welcome Centers <i>Provide the title from the FY 2018-19 Appropriations Act or suggest a short title for any new request.</i>
BUDGET PROGRAM	N/A <i>Identify the associated budget program(s) by name and budget section.</i>
RELATED BUDGET REQUEST	N/A <i>Is this request associated with a budget request you have submitted for FY 2019-20? If so, cite it here.</i>
REQUESTED ACTION	Recommend Deletion <i>Choose from: Add, Delete, Amend, or Codify.</i>
OTHER AGENCIES AFFECTED	N/A <i>Which other agencies would be affected by the recommended action? How?</i>
SUMMARY & EXPLANATION	<p>The Department of Parks, Recreation and Tourism and the Department of Transportation shall maintain a Memorandum of Understanding (MOU) that provides that the Department of Parks, Recreation and Tourism shall control operations of all South Carolina Welcome Centers. The MOU shall include replacement, renovation and maintenance of the facilities, daily operations, and grounds maintenance and upkeep and shall clearly define responsibility for additional portions of Welcome Centers to include paving and sidewalks. The Department of Transportation shall transfer to the Department of Parks, Recreation and Tourism the amount of \$3,563,560 less any state funds appropriated by the General Assembly for the same purpose. The Department of Parks, Recreation and Tourism assumes responsibility for this amount and the timing of the transfer of these funds shall be defined as part of the MOU. The funds transferred to the Department of Parks, Recreation and Tourism shall be placed in a separate and distinct fund and these funds shall be carried forward from the prior fiscal year into the current fiscal year and be expended for the same purposes.</p> <p>The SC Department of Transportation and the South Carolina Department of Parks, Recreation and Tourism entered into a Memorandum of Understanding (MOU) that meets all the requirements of the proviso.</p>

Summarize the existing proviso. If requesting a new proviso, describe the current state of affairs without it. Explain the need for your requested action. For deletion requests due to recent codification, please identify SC Code section where language now appears.

AGENCY NAME:	South Carolina Department of Transportation		
AGENCY CODE:	U120	SECTION:	84

FISCAL IMPACT	No Fiscal Impact
----------------------	------------------

Provide estimates of any fiscal impacts associated with this proviso, whether for state, federal, or other funds. Explain the method of calculation.

PROPOSED PROVISOR TEXT	N/A
-------------------------------	-----

Paste FY 2018-19 text above, then bold and underline insertions and strikethrough deletions. For new proviso requests, enter requested text above.

South Carolina Department of Transportation
 Carry Forward Funding from State Fiscal Year 2018 to 2019
 Prepared December 27, 2018

SCEIS Funded Program	Funded Program Title	Original Appropriated Amount	Amount Carried to 2019	Enabling Legislation
9806.150000X000	Sandy Island Boat Ramp	150,000.00	74,762.03	Proviso 118.17 FY 2014
9807.130000X000	Lexington County Maintenance Complex	100,000.00	100,000.00	Proviso 118.17 FY 2014
9814.220000X000	2015 Flood-Road Repair	37,300,000.00	16,592,668.85	Proviso 118.16 FY 2017 - Proviso 84.12
Total Carry Forward Funding to State Fiscal Year 2019				<u><u>16,767,430.88</u></u>

Intentionally Left Blank

South Carolina Department of Transportation Full Time Equivalent (FTE) Information as of December 20, 2018

Organizational Unit	Authorized FTEs	Funded FTEs	Filled FTEs
General Administration	310	291	234
Engineering Administration/ Project Management	1,512	1,529	1,266
Highway Maintenance	3,325	3,268	2,618
Toll Operations	2	1	1
Intermodal/ Mass Transit	35	95	85
Total	5,184	5,184	4,204

Intentionally Left Blank

Infrastructure Maintenance Trust Fund Statement of Receipts and Disbursements through November 30, 2018

	State Fiscal Year 2019	Cumulative
Receipts:		
Motor Fuel	57,280,457.60	125,079,307.18
Infrastructure Maintenance Fee	86,356,230.37	308,766,858.36
Registration Fee	12,340,766.93	30,076,507.71
Sales and Use Tax - Max Tax	1,412,457.94	4,483,005.41
Road Use Fee	579,480.00	1,348,290.00
Investment Earnings	1,899,763.51	2,745,786.92
Total receipts to date		\$ 472,499,755.58
Disbursements (Note A)	(64,644,146.34)	(88,663,836.21)
Total disbursements to date		\$ (88,663,836.21)
Balance of Funds as of November 30, 2018 (Note B)		\$ 383,835,919.37
Project Commitments		872,545,779.81
External project payments		(54,020,359.24)
Outstanding Project Commitments		818,525,420.57
Difference between Cash Balance and Project Commitments		\$ (434,689,501.20)
Center Lane Miles Awarded to Contract by Category		
Pavements		1,492.576
Rural Road Safety		172.660
Total Miles Awarded to Contract		1,665.236

Note A: Disbursements do not include SCDOT internal expenses relating to Infrastructure Maintenance Trust Fund Projects.

Note B - SCDOT has reviewed and coordinated this information with records of the South Carolina Comptroller General's Office.

Intentionally Left Blank



Infrastructure Maintenance Trust Fund Disbursements Through November 30, 2018

The following is an overview of external project payments of the Infrastructure Maintenance Trust Fund by county along with project name, description, type and route. The "posting date" refers to the date the disbursement was recorded in the South Carolina State's accounting system (SCEIS).

	State Fiscal Year 2019	Cumulative
External project payments (see detail report)	\$ 47,023,381.89	\$ 54,020,359.24
Donor county distribution	\$ 17,620,764.45	\$ 34,643,476.97
<p>As required by SC Code Section 12-28-2740 (H), this annual distribution is paid to the donor counties who contribute to the County Transportation Program an amount in excess of what it receives under the allocation formula under subsection (A) to the total excess of all donor counties.</p>		
Total Infrastructure Maintenance Trust Fund disbursements	\$ 64,644,146.34	\$ 88,663,836.21

Intentionally Left Blank

Infrastructure Maintenance Trust Fund

Cumulative Project Spending through November 30, 2018

County & Project Description	Posting Date	Expense Description	Vendor	Amount
Abbeville				
P036883				
2018 Federal Aid Secondary Pavement Program				
Federal Aid Preservation in Abbeville County - S- 114				
Preservation				
	2018-08-08	Payment to Road & Bridge Contractors	SATTERFIELD CONSTRUCTION CO INC	12,789.50
	2018-09-17	Payment to Road & Bridge Contractors	SATTERFIELD CONSTRUCTION CO INC	65,526.18
	2018-10-12	Payment to Road & Bridge Contractors	SATTERFIELD CONSTRUCTION CO INC	34,391.34
	2018-11-08	Payment to Road & Bridge Contractors	SATTERFIELD CONSTRUCTION CO INC	8,653.20
P036883 Total				121,360.22
Abbeville Total				121,360.22

Infrastructure Maintenance Trust Fund

Cumulative Project Spending through November 30, 2018

County & Project Description	Posting Date	Expense Description	Vendor	Amount
Aiken				
P032512				
2018 Non-Interstate NHS Program				
Federal Aid Rehabilitation in Aiken County - SC 19, US 1				
Rehabilitation				
	2018-08-03	Engineering & Architectural Services	MICHAEL BAKER INTERNATIONAL INC	2,658.95
	2018-08-21	Payment to Road & Bridge Contractors	ATC SITE CONSTRUCTION LLC	78,353.04
P032512 Total				81,011.99
P032530				
2018 Federal Aid Secondary Program				
Rehab in Aiken County - S- 120, S- 1230, S- 1506, S- 177, S- 182, S- 197, S- 3, S- 406, S- 511, S- 567, S- 79				
Rehabilitation				
	2018-08-03	Engineering & Architectural Services	MICHAEL BAKER INTERNATIONAL INC	1,447.20
P032530 Total				1,447.20
P034751				
2018 Federal Aid Secondary Program				
Federal Aid Secondary Preservation in Aiken County - S- 281, S- 29, S- 36				
Preservation				
	2018-10-05	Payment to Road & Bridge Contractors	ATC SITE CONSTRUCTION LLC	21,880.67
	2018-11-08	Payment to Road & Bridge Contractors	ATC SITE CONSTRUCTION LLC	201,683.30
P034751 Total				223,563.97
P037068				
US 1 Safety Improvements in Aiken County				
Safety Improvements from Mile Point 19.0 to Mile Point 28.7 - US 1				
Safety Improvement				
	2018-06-30	Payment to Road & Bridge Contractors	SATTERFIELD CONSTRUCTION CO INC	108,316.00
	2018-08-16	Engineering & Architectural Services	MICHAEL BAKER INTERNATIONAL INC	5,133.25
	2018-10-12	Payment to Road & Bridge Contractors	SATTERFIELD CONSTRUCTION CO INC	138,002.00
	2018-11-08	Engineering & Architectural Services	CIVIL ENGINEERING CONSULTING SERVIC	3,423.48
	2018-11-08	Payment to Road & Bridge Contractors	SATTERFIELD CONSTRUCTION CO INC	1,478,339.40
P037068 Total				1,733,214.13
P034752				
2018 Non-Interstate NHS Primary Program				
Non-Interstate NHS Primary Preservation in Aiken County - US 25 BUS, US 78				
Preservation				
	2018-10-05	Payment to Road & Bridge Contractors	ATC SITE CONSTRUCTION LLC	19,612.67
	2018-11-08	Payment to Road & Bridge Contractors	ATC SITE CONSTRUCTION LLC	159,397.19
P034752 Total				179,009.86
P034753				
2018 Non-NHS Primary Program				
Non-NHS Primary Preservation in Aiken County - SC 230				
Preservation				
	2018-10-05	Payment to Road & Bridge Contractors	ATC SITE CONSTRUCTION LLC	19,450.66
P034753 Total				19,450.66
Aiken Total				2,237,697.81

Infrastructure Maintenance Trust Fund

Cumulative Project Spending through November 30, 2018

County & Project Description	Posting Date	Expense Description	Vendor	Amount
Allendale				
P036756				
2018 Non-NHS Primary Program				
Non-NHS Primary Rehabilitation in Allendale County - US 278				
	2018-11-07	Engineering & Architectural Services	F&ME CONSULTANTS INC	671.89
	2018-11-28	Engineering & Architectural Services	F&ME CONSULTANTS INC	395.86
P036756 Total				1,067.75
P036757				
2018 Federal Aid Secondary Program				
Federal Aid Secondary Rehabilitation in Allendale County - S- 18, S- 22				
	2018-11-07	Engineering & Architectural Services	F&ME CONSULTANTS INC	396.89
	2018-11-28	Engineering & Architectural Services	F&ME CONSULTANTS INC	395.86
P036757 Total				792.75
P036923				
2018 Non-NHS Primary Program				
Non-NHS Primary Preservation in Allendale County - SC 3				
	2018-11-07	Engineering & Architectural Services	F&ME CONSULTANTS INC	682.95
	2018-11-28	Engineering & Architectural Services	F&ME CONSULTANTS INC	316.69
P036923 Total				999.64
P036926				
2018 Non-Interstate NHS Primary Program				
Non-Interstate NHS Primary Preservation in Allendale County - US 301				
	2018-11-07	Engineering & Architectural Services	F&ME CONSULTANTS INC	335.29
	2018-11-28	Engineering & Architectural Services	F&ME CONSULTANTS INC	316.69
P036926 Total				651.98
P037010				
2018 Federal Aid Secondary Program				
Federal Aid Secondary Preservation in Allendale County - S- 22				
	2018-11-07	Engineering & Architectural Services	F&ME CONSULTANTS INC	462.95
	2018-11-28	Engineering & Architectural Services	F&ME CONSULTANTS INC	316.69
P037010 Total				779.64
Allendale Total				4,291.76

Infrastructure Maintenance Trust Fund

Cumulative Project Spending through November 30, 2018

County & Project Description	Posting Date	Expense Description	Vendor	Amount
Anderson				
P032566				
Non-NHS Primary Pavement Program				
Preventative Maintenance in Anderson County - SC 81, US 178				
Rehabilitation				
	2018-09-17	Payment to Road & Bridge Contractors	ROGERS GROUP INC	42,538.01
	2018-10-18	Payment to Road & Bridge Contractors	ROGERS GROUP INC	48,867.50
	2018-10-24	Engineering & Architectural Services	DAVIS & FLOYD INC	5,216.70
	2018-11-20	Payment to Road & Bridge Contractors	ROGERS GROUP INC	636,165.38
	2018-11-29	Engineering & Architectural Services	DAVIS & FLOYD INC	7,488.52
P032566 Total				740,276.11
P036822				
2018 Non-Interstate NHS Preservation Program				
SCDOT Federal Aid Preservation in Anderson County - US 76				
Preservation				
	2018-03-15	Engineering & Architectural Services	DAVIS & FLOYD INC	427.62
	2018-07-23	Payment to Road & Bridge Contractors	KING ASPHALT INC	42,044.50
	2018-08-21	Payment to Road & Bridge Contractors	KING ASPHALT INC	589,804.39
	2018-09-18	Payment to Road & Bridge Contractors	KING ASPHALT INC	72,902.08
	2018-11-09	Payment to Road & Bridge Contractors	KING ASPHALT INC	1,827.70
P036822 Total				707,006.29
P036885				
2018 Federal Aid Secondary Preservation Program				
Federal Aid Preservation in Anderson County - S- 34				
Preservation				
	2018-07-23	Payment to Road & Bridge Contractors	KING ASPHALT INC	125,176.22
	2018-08-21	Payment to Road & Bridge Contractors	KING ASPHALT INC	225,862.06
	2018-09-18	Payment to Road & Bridge Contractors	KING ASPHALT INC	6,889.00
	2018-11-09	Payment to Road & Bridge Contractors	KING ASPHALT INC	1,421.00
P036885 Total				359,348.28
P034707				
Non-Interstate NHS Pavement Program				
Federal Aid FHWA Preventative Maintenance in Anderson County - US 76				
Rehabilitation				
	2018-11-29	Engineering & Architectural Services	DAVIS & FLOYD INC	7,627.15
P034707 Total				7,627.15
Anderson Total				1,814,257.83

Infrastructure Maintenance Trust Fund

Cumulative Project Spending through November 30, 2018

County & Project Description	Posting Date	Expense Description	Vendor	Amount
Anderson, Oconee				
P037078				
SC 24 Safety Improvements in Oconee and Anderson Counties				
Safety Improvements from US 76 (E. Main St.) to near SC 243 (Highway 243) - SC 24				
Safety Improvement				
	2018-05-14	Printing, Binding, Advertising	UPSTATE NEWSPAPER INC	41.10
	2018-06-11	Engineering & Architectural Services	INDEPENDENT MAPPING CONSULTANTS INC	36,077.17
	2018-07-20	Engineering & Architectural Services	GPI GEOSPATIAL INC	3,579.11
	2018-07-26	Engineering & Architectural Services	GPI GEOSPATIAL INC	4,033.25
	2018-09-19	Engineering & Architectural Services	GPI GEOSPATIAL INC	11,272.52
	2018-10-18	Engineering & Architectural Services	GPI GEOSPATIAL INC	2,437.00
P037078 Total				57,440.15
Anderson, Oconee Total				57,440.15

Infrastructure Maintenance Trust Fund

Cumulative Project Spending through November 30, 2018

County & Project Description	Posting Date	Expense Description	Vendor	Amount
Bamberg				
P035753				
2018 Non-Interstate NHS Primary Program				
Non-Interstate NHS Primary Rehabilitation in Bamberg County - US 301, US 78				
Rehabilitation				
	2018-11-07	Engineering & Architectural Services	F&ME CONSULTANTS INC	807.29
	2018-11-28	Engineering & Architectural Services	F&ME CONSULTANTS INC	395.86
P035753 Total				1,203.15
P036753				
2018 Non-Interstate NHS Primary Program				
Non-Interstate NHS Primary Rehabilitation in Bamberg County - US 78				
Rehabilitation				
	2018-11-07	Engineering & Architectural Services	F&ME CONSULTANTS INC	396.89
	2018-11-28	Engineering & Architectural Services	F&ME CONSULTANTS INC	395.86
P036753 Total				792.75
P036812				
2018 Federal Aid Secondary Program				
Federal Aid Secondary Rehabilitation in Bamberg County - S- 18				
Rehabilitation				
	2018-11-07	Engineering & Architectural Services	F&ME CONSULTANTS INC	396.89
	2018-11-28	Engineering & Architectural Services	F&ME CONSULTANTS INC	395.86
P036812 Total				792.75
P036948				
2018 Non-Interstate NHS Primary Program				
Non-Interstate NHS Primary Preservation in Bamberg County - US 301				
Preservation				
	2018-11-07	Engineering & Architectural Services	F&ME CONSULTANTS INC	1,499.00
	2018-11-28	Engineering & Architectural Services	F&ME CONSULTANTS INC	158.34
P036948 Total				1,657.34
P036950				
2018 Non-NHS Primary Program				
Non-NHS Primary Preservation in Bamberg County - SC 362, SC 64				
Preservation				
	2018-11-07	Engineering & Architectural Services	F&ME CONSULTANTS INC	1,382.11
	2018-11-28	Engineering & Architectural Services	F&ME CONSULTANTS INC	158.34
P036950 Total				1,540.45
P037008				
2018 Federal Aid Secondary Program				
Federal Aid Secondary Preservation in Bamberg County - S- 86				
Preservation				
	2018-11-07	Engineering & Architectural Services	F&ME CONSULTANTS INC	718.27
	2018-11-28	Engineering & Architectural Services	F&ME CONSULTANTS INC	158.34
P037008 Total				876.61
Bamberg Total				6,863.05

Infrastructure Maintenance Trust Fund

Cumulative Project Spending through November 30, 2018

County & Project Description	Posting Date	Expense Description	Vendor	Amount
Barnwell				
P034723				
2018 Non-NHS Primary Program				
Non-NHS Primary Rehabilitation in Barnwell County - US 78				
Rehabilitation				
	2018-11-07	Engineering & Architectural Services	F&ME CONSULTANTS INC	396.89
	2018-11-28	Engineering & Architectural Services	F&ME CONSULTANTS INC	395.86
P034723 Total				792.75
P036797				
2018 Federal Aid Secondary Program				
Federal Aid Secondary Rehabilitation in Barnwell County - S- 20				
Rehabilitation				
	2018-11-07	Engineering & Architectural Services	F&ME CONSULTANTS INC	396.89
	2018-11-28	Engineering & Architectural Services	F&ME CONSULTANTS INC	316.69
P036797 Total				713.58
P036836				
2018 Non-NHS Primary Program				
Non-NHS Primary Rehabilitation in Barnwell County - US 278				
Rehabilitation				
	2018-11-07	Engineering & Architectural Services	F&ME CONSULTANTS INC	396.89
	2018-11-28	Engineering & Architectural Services	F&ME CONSULTANTS INC	316.69
P036836 Total				713.58
P036952				
2018 Non-Interstate NHS Primary Program				
Non-Interstate NHS Primary Preservation in Barnwell County - US 78				
Preservation				
	2018-11-07	Engineering & Architectural Services	F&ME CONSULTANTS INC	396.89
	2018-11-28	Engineering & Architectural Services	F&ME CONSULTANTS INC	316.69
P036952 Total				825.55
P037004				
2018 Federal Aid Secondary Program				
Federal Aid Secondary Preservation in Barnwell County - S- 156				
Preservation				
	2018-11-07	Engineering & Architectural Services	F&ME CONSULTANTS INC	667.21
	2018-11-28	Engineering & Architectural Services	F&ME CONSULTANTS INC	158.34
P037004 Total				825.55
P037004				
2018 Federal Aid Secondary Program				
Federal Aid Secondary Preservation in Barnwell County - S- 156				
Preservation				
	2018-11-07	Engineering & Architectural Services	F&ME CONSULTANTS INC	616.14
	2018-11-28	Engineering & Architectural Services	F&ME CONSULTANTS INC	158.34
P037004 Total				774.48
P030404				
2017 Non-Interstate NHS Program				
2017 Non-Interstate NHS Rehabilitation in Barnwell County - US 78				
Rehabilitation				
	2018-11-21	Engineering & Architectural Services	CDM SMITH INC	417.12
P030404 Total				417.12
P030575				
2017 Non-NHS Primary Program				
2017 Non-NHS Primary Rehabilitation in Barnwell County - SC 3				
Rehabilitation				
	2018-11-21	Engineering & Architectural Services	CDM SMITH INC	982.60
P030575 Total				982.60

Infrastructure Maintenance Trust Fund

Cumulative Project Spending through November 30, 2018

County & Project Description	Posting Date	Expense Description	Vendor	Amount
P030672				
2017 Statewide Non-Interstate NHS Program				
2017 Statewide Non-Interstate NHS Rehabilitation in Barnwell County - US 78 Rehabilitation				
	2018-11-21	Engineering & Architectural Services	CDM SMITH INC	862.20
P030672 Total				862.20
Barnwell Total				6,081.86

Infrastructure Maintenance Trust Fund

Cumulative Project Spending through November 30, 2018

County & Project Description	Posting Date	Expense Description	Vendor	Amount
Berkeley				
P032296				
2018 Secondary Pavement Improvement Program				
Non-Federal Aid Resurfacing in Berkeley County - S- 317, S- 339, S- 403, S- 485, S- 495, S- 50, S- 748, S- 810				
Rehabilitation				
	2018-06-26	Payment to Road & Bridge Contractors	SANDERS BROTHERS CONST CO INC	871,189.83
	2018-06-30	Payment to Road & Bridge Contractors	SANDERS BROTHERS CONST CO INC	473,472.95
	2018-08-17	Payment to Road & Bridge Contractors	SANDERS BROTHERS CONST CO INC	27,307.35
	2018-09-24	Payment to Road & Bridge Contractors	SANDERS BROTHERS CONST CO INC	157,834.94
	2018-10-02	Engineering & Architectural Services	HDR ENGINEERING INC OF THE CAROLI	15,334.24
	2018-10-03	Engineering & Architectural Services	HDR ENGINEERING INC OF THE CAROLI	11,176.06
	2018-10-18	Engineering & Architectural Services	F&ME CONSULTANTS INC	2,228.72
	2018-10-24	Engineering & Architectural Services	HDR ENGINEERING INC OF THE CAROLI	4,763.35
P032296 Total				1,563,307.44
P033668				
2018 Federal Aid Secondary Program				
Federal Aid Reconstruction/Rehabilitation in Berkeley County - S- 59				
Rehabilitation				
	2018-06-30	Payment to Road & Bridge Contractors	SANDERS BROTHERS CONST CO INC	38,033.33
	2018-08-13	Payment to Road & Bridge Contractors	SANDERS BROTHERS CONST CO INC	201,770.61
	2018-09-21	Payment to Road & Bridge Contractors	SANDERS BROTHERS CONST CO INC	4,016.67
	2018-10-03	Engineering & Architectural Services	HDR ENGINEERING INC OF THE CAROLI	8,793.29
	2018-10-15	Payment to Road & Bridge Contractors	SANDERS BROTHERS CONST CO INC	133,171.34
	2018-10-24	Engineering & Architectural Services	HDR ENGINEERING INC OF THE CAROLI	7,529.61
	2018-11-07	Engineering & Architectural Services	HDR ENGINEERING INC OF THE CAROLI	1,617.94
	2018-11-15	Payment to Road & Bridge Contractors	SANDERS BROTHERS CONST CO INC	548,086.03
	2018-11-21	Engineering & Architectural Services	HDR ENGINEERING INC OF THE CAROLI	1,014.93
P033668 Total				944,033.75
P034706				
2018 Non- NHS Primary Program				
Federal Aid Reconstruction/Rehabilitation in Berkeley County - SC 402				
Rehabilitation				
	2018-06-30	Payment to Road & Bridge Contractors	SANDERS BROTHERS CONST CO INC	38,033.34
	2018-08-13	Payment to Road & Bridge Contractors	SANDERS BROTHERS CONST CO INC	36,900.01
	2018-09-21	Payment to Road & Bridge Contractors	SANDERS BROTHERS CONST CO INC	4,016.67
	2018-10-15	Payment to Road & Bridge Contractors	SANDERS BROTHERS CONST CO INC	1,219,254.88
	2018-11-15	Payment to Road & Bridge Contractors	SANDERS BROTHERS CONST CO INC	594,336.40
P034706 Total				1,892,541.30
P037071				
US 17 Alt Safety Project in Berkeley County				
Safety Improvements from near SC 402 to near L-665 (Coggeshall Rd) - US 17 ALT				
Safety Improvement				
	2018-06-06	Engineering & Architectural Services	MA ENGINEERING CONSULTANTS INC	15,867.04
	2018-06-30	Engineering & Architectural Services	MA ENGINEERING CONSULTANTS INC	6,837.34
	2018-07-26	Engineering & Architectural Services	MA ENGINEERING CONSULTANTS INC	10,316.30
	2018-08-29	Engineering & Architectural Services	MA ENGINEERING CONSULTANTS INC	(10,316.30)
	2018-10-04	Engineering & Architectural Services	MA ENGINEERING CONSULTANTS INC	19,500.06
	2018-10-18	Engineering & Architectural Services	MA ENGINEERING CONSULTANTS INC	20,276.00
	2018-11-15	Engineering & Architectural Services	MA ENGINEERING CONSULTANTS INC	7,220.29
P037071 Total				69,700.73

Infrastructure Maintenance Trust Fund

Cumulative Project Spending through November 30, 2018

County & Project Description	Posting Date	Expense Description	Vendor	Amount
P037072				
SC 6 Safety Improvements in Berkeley County				
Safety Improvements from near S-59 (County Line Rd.) to near L-2901 (Mikey Rd.) - SC 6				
Safety Improvement				
	2018-06-06	Engineering & Architectural Services	MA ENGINEERING CONSULTANTS INC	16,181.24
	2018-06-30	Engineering & Architectural Services	MA ENGINEERING CONSULTANTS INC	6,972.72
	2018-07-26	Engineering & Architectural Services	MA ENGINEERING CONSULTANTS INC	10,520.58
	2018-08-29	Engineering & Architectural Services	MA ENGINEERING CONSULTANTS INC	(10,520.58)
	2018-10-04	Engineering & Architectural Services	MA ENGINEERING CONSULTANTS INC	19,886.20
	2018-10-18	Engineering & Architectural Services	MA ENGINEERING CONSULTANTS INC	20,677.50
	2018-11-15	Engineering & Architectural Services	MA ENGINEERING CONSULTANTS INC	7,363.28
P037072 Total				71,080.94
P037154				
2018 Non-Interstate NHS Preservation Program				
Preservation in Berkeley County - Crack Seal - US 52				
Preservation				
	2018-06-26	Highway Maintenance Contracts	REMAC INC	37,859.40
P037154 Total				37,859.40
P037044				
2018 Non-Interstate NHS Primary Program				
Non-Interstate NHS Primary Preservation in Berkeley County - US 52				
Preservation				
	2018-11-19	Payment to Road & Bridge Contractors	SLURRY PAVERS INC	296,383.97
P037044 Total				296,383.97
Berkeley Total				4,874,907.53

Infrastructure Maintenance Trust Fund

Cumulative Project Spending through November 30, 2018

County & Project Description	Posting Date	Expense Description	Vendor	Amount
Charleston				
P034724				
2018 NHS Secondary Program				
Federal Aid Reconstruction/Rehabilitation in Charleston County - S- 13				
Rehabilitation				
	2018-06-30	Payment to Road & Bridge Contractors	SANDERS BROTHERS CONST CO INC	135,808.21
	2018-08-13	Payment to Road & Bridge Contractors	SANDERS BROTHERS CONST CO INC	709,543.00
	2018-09-21	Payment to Road & Bridge Contractors	SANDERS BROTHERS CONST CO INC	91,754.31
	2018-10-15	Payment to Road & Bridge Contractors	SANDERS BROTHERS CONST CO INC	4,016.67
	2018-11-15	Payment to Road & Bridge Contractors	SANDERS BROTHERS CONST CO INC	8,033.33
P034724 Total				949,155.52
P037155				
2018 Non-Interstate NHS Preservation Program				
Preservation in Charleston County - Crack Seal - SC 61, SC 7				
Preservation				
	2018-06-26	Highway Maintenance Contracts	REMAC INC	23,854.50
P037155 Total				23,854.50
P037143				
2018 Non-NHS Primary Program				
Non-NHS Primary Preservation in Charleston County - SC 61, SC 700				
Preservation				
	2018-11-19	Payment to Road & Bridge Contractors	SLURRY PAVERS INC	49,523.92
P037143 Total				49,523.92
P037144				
2018 Non-Interstate NHS Primary Program				
Non-Interstate NHS Primary Preservation in Charleston County - SC 61, SC 7				
Preservation				
	2018-11-19	Payment to Road & Bridge Contractors	SLURRY PAVERS INC	39,299.18
P037144 Total				39,299.18
Charleston Total				1,061,833.12

Infrastructure Maintenance Trust Fund

Cumulative Project Spending through November 30, 2018

County & Project Description	Posting Date	Expense Description	Vendor	Amount
Cherokee				
P032496				
2018 Non-Interstate NHS Statewide Program				
Rehab in Cherokee County - US 29				
Rehabilitation				
	2018-11-21	Payment to Road & Bridge Contractors	KING ASPHALT INC	28,072.35
P032496 Total				28,072.35
P037082				
US 29 Safety Improvements in Cherokee County				
Safety Improvements from Spartanburg/Cherokee County Line to near S-307 (Morgan Dr.) - US 29				
Safety Improvement				
	2018-05-14	Printing, Binding, Advertising	THE CHEROKEE CHRONICLE INC	41.50
	2018-05-14	Printing, Binding, Advertising	THE GAFFNEY LEDGER INC	68.25
	2018-05-31	Printing, Binding, Advertising	HERALD-JOURNAL	76.79
	2018-06-11	Engineering & Architectural Services	INDEPENDENT MAPPING CONSULTANTS INC	25,458.91
	2018-07-20	Engineering & Architectural Services	GPI GEOSPATIAL INC	3,207.07
	2018-07-26	Engineering & Architectural Services	GPI GEOSPATIAL INC	3,053.25
	2018-09-19	Engineering & Architectural Services	GPI GEOSPATIAL INC	24,504.26
	2018-10-18	Engineering & Architectural Services	GPI GEOSPATIAL INC	26,320.58
P037082 Total				82,730.61
P032477				
2018 Non-NHS Primary Program				
Non-NHS Primary Preservation in Cherokee County - SC 198, US 221 ALT				
Preservation				
	2018-10-23	Payment to Road & Bridge Contractors	F & R ASPHALT INC	13,100.00
	2018-11-21	Payment to Road & Bridge Contractors	F & R ASPHALT INC	250,150.06
P032477 Total				263,250.06
P032482				
2018 Federal Aid Secondary Program				
Federal Aid Secondary Preservation in Cherokee County - S- 83				
Preservation				
	2018-10-23	Payment to Road & Bridge Contractors	F & R ASPHALT INC	13,100.00
	2018-11-19	Engineering & Architectural Services	CDM SMITH INC	302.59
	2018-11-21	Payment to Road & Bridge Contractors	F & R ASPHALT INC	52,465.34
P032482 Total				65,867.93
P033595				
2018 Non-Interstate NHS Program				
Rehab in Cherokee County - US 29				
Rehabilitation				
	2018-10-24	Engineering & Architectural Services	CDM SMITH INC	1,125.18
	2018-11-21	Payment to Road & Bridge Contractors	KING ASPHALT INC	31,104.33
P033595 Total				32,229.51

Infrastructure Maintenance Trust Fund

Cumulative Project Spending through November 30, 2018

County & Project Description	Posting Date	Expense Description	Vendor	Amount
P033654				
2018 Non-NHS Primary Program				
Rehabin Cherokee County - SC 150				
Rehabilitation				
	2018-10-24	Engineering & Architectural Services	CDM SMITH INC	1,125.18
	2018-11-21	Payment to Road & Bridge Contractors	KING ASPHALT INC	43,566.33
P033654 Total				44,691.51
Cherokee Total				516,841.97

Infrastructure Maintenance Trust Fund

Cumulative Project Spending through November 30, 2018

County & Project Description	Posting Date	Expense Description	Vendor	Amount
Chester				
P033596				
2018 Non-Interstate NHS Primary Program				
Non-Interstate NHS Primary Rehabilitation in Chester County - SC 72				
Rehabilitation				
	2018-10-24	Engineering & Architectural Services	CDM SMITH INC	1,420.42
	2018-11-19	Engineering & Architectural Services	CDM SMITH INC	1,661.37
P033596 Total				3,081.79
P038115				
SC 97 Safety Improvements in Chester County				
Safety Improvements from near 5-355 to near US 21 - SC 97				
Safety Improvement				
	2018-10-24	Printing, Binding, Advertising	THE LANCASTER NEWS	70.00
	2018-10-24	Printing, Binding, Advertising	CHESTER NEWS & REPORTER	26.72
P038115 Total				96.72
P032473				
2018 Non-Interstate NHS Primary Program				
Non-Interstate NHS Primary Preservation in Chester County - SC 9				
Preservation				
	2018-11-09	Payment to Road & Bridge Contractors	LYNCHES RIVER CONTRACTING INC	91,314.58
P032473 Total				91,314.58
P032483				
2018 Federal Aid Secondary Program				
Federal Aid Secondary Preservation in Chester County - S-194, S-329				
Preservation				
	2018-11-09	Payment to Road & Bridge Contractors	LYNCHES RIVER CONTRACTING INC	70,613.67
P032483 Total				70,613.67
P034748				
2018 Non-Interstate NHS Primary Program				
Non-Interstate NHS Primary Preservation in Chester County - SC 9				
Preservation				
	2018-11-09	Payment to Road & Bridge Contractors	LYNCHES RIVER CONTRACTING INC	82,376.63
P034748 Total				82,376.63
Chester Total				247,483.39

Infrastructure Maintenance Trust Fund

Cumulative Project Spending through November 30, 2018

County & Project Description	Posting Date	Expense Description	Vendor	Amount
Chesterfield				
P032324				
2018 Non-Federal Aid Program				
Non-Federal Aid Resurfacing in Chesterfield County - S- 103, S- 105, S- 136, S- 274, S- 601, S- 68				
Resurfacing				
	2018-09-20	Payment to Road & Bridge Contractors	LYNCHES RIVER CONTRACTING INC	1,108,429.15
	2018-09-30	Payment to Road & Bridge Contractors	Pnt Rd & Brdg Contr	371,999.62
	2018-10-09	Payment to Road & Bridge Contractors	LYNCHES RIVER CONTRACTING INC	441,560.77
	2018-10-25	Engineering & Architectural Services	KCI TECHNOLOGIES INC	1,958.76
	2018-11-05	Engineering & Architectural Services	MEAD & HUNT INC	21,746.04
	2018-11-14	Payment to Road & Bridge Contractors	LYNCHES RIVER CONTRACTING INC	75,775.15
	2018-11-16	Engineering & Architectural Services	MEAD & HUNT INC	3,171.87
P032324 Total				2,024,641.36
P032484				
2018 Federal Aid Secondary Preservation Program				
SCDOT Preservation in Chesterfield County - S- 600				
Preservation				
	2018-06-30	Payment to Road & Bridge Contractors	LITTLEFIELD CONSTRUCTION COMPANY	45,796.26
	2018-09-20	Payment to Road & Bridge Contractors	LITTLEFIELD CONSTRUCTION COMPANY	52,741.99
P032484 Total				98,538.25
P036786				
2018 Federal Aid Secondary Program				
Federal Aid Secondary Preservation in Chesterfield County - S- 159				
Preservation				
	2018-10-03	Payment to Road & Bridge Contractors	LYNCHES RIVER CONTRACTING INC	15,968.10
P036786 Total				15,968.10
Chesterfield Total				2,139,147.71

Infrastructure Maintenance Trust Fund

Cumulative Project Spending through November 30, 2018

128

County & Project Description	Posting Date	Expense Description	Vendor	Amount
Chesterfield, Lancaster				
P037085				
SC 9 Safety Improvements in Lancaster and Chesterfield Counties				
Safety Improvements from near S-36 (Potter Rd.) to near US 601 (Highway 601 S.) - SC 9				
	2018-06-27	Printing, Binding, Advertising	THE LANCASTER NEWS	220.15
	2018-07-16	Engineering & Architectural Services	QUANTUM SPATIAL INC	37,051.13
	2018-08-22	Engineering & Architectural Services	QUANTUM SPATIAL INC	23,305.77
	2018-11-07	Engineering & Architectural Services	QUANTUM SPATIAL INC	7,305.40
P037085 Total				67,882.45
Chesterfield, Lancaster Total				67,882.45

Infrastructure Maintenance Trust Fund

Cumulative Project Spending through November 30, 2018

County & Project Description	Posting Date	Expense Description	Vendor	Amount
Colleton				
P037079				
SC 64 Safety Improvements in Colleton County				
Safety Improvements from near S-598 (Henry St.) to US 17 (Ace Basin Pkwy.) - SC 64				
Safety Improvement				
	2018-05-14	Printing, Binding, Advertising	WALTERBORO NEWSPAPERS INC	20.25
	2018-07-16	Engineering & Architectural Services	QUANTUM SPATIAL INC	32,739.15
	2018-08-22	Engineering & Architectural Services	QUANTUM SPATIAL INC	20,593.46
	2018-11-07	Engineering & Architectural Services	QUANTUM SPATIAL INC	6,455.20
P037079 Total				59,808.06
P037081				
SC 303 Safety Improvements in Colleton County				
Safety Improvements from US 17 (Ace Basin Pkwy.) to near S-59 (Rivers St.) - SC 303				
Safety Improvement				
	2018-06-06	Engineering & Architectural Services	MA ENGINEERING CONSULTANTS INC	18,380.63
	2018-06-30	Engineering & Architectural Services	MA ENGINEERING CONSULTANTS INC	7,920.47
	2018-07-26	Engineering & Architectural Services	MA ENGINEERING CONSULTANTS INC	11,950.56
	2018-08-29	Engineering & Architectural Services	MA ENGINEERING CONSULTANTS INC	(11,950.56)
	2018-10-04	Engineering & Architectural Services	MA ENGINEERING CONSULTANTS INC	22,589.17
	2018-10-18	Engineering & Architectural Services	MA ENGINEERING CONSULTANTS INC	23,488.03
	2018-11-15	Engineering & Architectural Services	MA ENGINEERING CONSULTANTS INC	8,364.10
P037081 Total				80,742.40
P037171				
2018 Non-NHS Primary Program				
Non-NHS Primary Preservation in Colleton County - SC 64 BUS, US 17 ALT				
Preservation				
	2018-11-21	Payment to Road & Bridge Contractors	SLURRY PAVERS INC	17,671.90
P037171 Total				17,671.90
P037172				
2018 Federal Aid Secondary Program				
Federal Aid Secondary Preservation in Colleton County - S- 754				
Preservation				
	2018-11-21	Payment to Road & Bridge Contractors	SLURRY PAVERS INC	17,671.90
P037172 Total				17,671.90
Colleton Total				175,894.26

Infrastructure Maintenance Trust Fund

Cumulative Project Spending through November 30, 2018

County & Project Description	Posting Date	Expense Description	Vendor	Amount
Darlington				
P032400				
Non-Interstate NHS Primary Pavement Improvement Program				
Federal Aid FHWA Preventative Maintenance in Darlington County - SC 34				
Rehabilitation				
	2018-06-30	Payment to Road & Bridge Contractors	CR JACKSON INC	28,489.50
	2018-08-09	Payment to Road & Bridge Contractors	CR JACKSON INC	22,530.50
	2018-10-12	Payment to Road & Bridge Contractors	CR JACKSON INC	441,519.05
	2018-11-15	Payment to Road & Bridge Contractors	CR JACKSON INC	598,608.58
P032400 Total				1,091,147.63
P033579				
FA Secondary Pavement Improvement Program				
Federal Aid FHWA Preventative Maintenance in Darlington County - S- 23				
Rehabilitation				
	2018-06-30	Payment to Road & Bridge Contractors	CR JACKSON INC	152,339.64
	2018-08-09	Payment to Road & Bridge Contractors	CR JACKSON INC	711,497.70
	2018-09-07	Engineering & Architectural Services	RS&H, INC.	5,418.50
	2018-09-18	Engineering & Architectural Services	RS&H, INC.	10,739.77
	2018-09-20	Payment to Road & Bridge Contractors	CR JACKSON INC	100,279.22
	2018-10-12	Payment to Road & Bridge Contractors	CR JACKSON INC	1,937.50
P033579 Total				982,212.33
P033630				
2018 Non-NHS Primary Program				
Non-NHS Primary Preservation in Darlington County - US 15 BUS				
Preservation				
	2018-11-26	Engineering & Architectural Services	MEAD & HUNT INC	405.06
P033630 Total				405.06
Darlington Total				2,073,765.02

Infrastructure Maintenance Trust Fund

Cumulative Project Spending through November 30, 2018

County & Project Description	Posting Date	Expense Description	Vendor	Amount
Dillon				
P032401				
Non-Interstate NHS Primary Pavement Program				
Federal Aid FHWA Preventative Maintenance in Dillon County - SC 38				
Rehabilitation				
	2018-09-26	Payment to Road & Bridge Contractors	PALMETTO CORP	77,350.00
	2018-10-23	Payment to Road & Bridge Contractors	PALMETTO CORP	341,583.44
	2018-11-19	Payment to Road & Bridge Contractors	PALMETTO CORP	745,281.45
P032401 Total				1,164,214.89
P033623				
2018 Non-Interstate NHS Preservation Program				
Preservation in Dillon County - SC 38				
Preservation				
	2018-09-18	Payment to Road & Bridge Contractors	CR JACKSON INC	41,658.37
	2018-10-23	Payment to Road & Bridge Contractors	CR JACKSON INC	10,800.00
	2018-11-14	Payment to Road & Bridge Contractors	CR JACKSON INC	304,810.78
P033623 Total				357,269.15
P033631				
2018 Non-NHS Primary Preservation Program				
Preservation in Dillon County - SC 41				
Preservation				
	2018-09-18	Payment to Road & Bridge Contractors	CR JACKSON INC	188,322.95
	2018-10-23	Payment to Road & Bridge Contractors	CR JACKSON INC	285,472.50
	2018-11-07	Engineering & Architectural Services	MEAD & HUNT INC	1,824.42
	2018-11-14	Payment to Road & Bridge Contractors	CR JACKSON INC	23,057.07
	2018-11-26	Engineering & Architectural Services	MEAD & HUNT INC	12,639.26
P033631 Total				511,316.20
P033580				
FA Secondary Pavement Program				
Federal Aid FHWA Preventative Maintenance in Dillon County - S- 130, S- 39, S- 78				
Rehabilitation				
	2018-09-26	Payment to Road & Bridge Contractors	PALMETTO CORP	600,638.45
	2018-10-23	Payment to Road & Bridge Contractors	PALMETTO CORP	55,776.32
	2018-11-19	Payment to Road & Bridge Contractors	PALMETTO CORP	30,616.34
P033580 Total				687,031.11
P033639				
2018 Federal Aid Secondary Preservation Program				
Preservation in Dillon County - S- 48				
Preservation				
	2018-09-18	Payment to Road & Bridge Contractors	CR JACKSON INC	186,478.71
	2018-10-23	Payment to Road & Bridge Contractors	CR JACKSON INC	15,128.31
	2018-11-07	Engineering & Architectural Services	MEAD & HUNT INC	3,509.32
	2018-11-14	Payment to Road & Bridge Contractors	CR JACKSON INC	7,058.67
P033639 Total				212,175.01
Dillon Total				2,932,006.36

Infrastructure Maintenance Trust Fund

Cumulative Project Spending through November 30, 2018

County & Project Description	Posting Date	Expense Description	Vendor	Amount
Dorchester				
P032301				
2018 Non-Federal Aid Program				
Non-Federal Aid Resurfacing in Dorchester County - S- 155, S- 186, S- 188, S- 197, S- 208, S- 357				
Rehabilitation				
	2018-06-26	Payment to Road & Bridge Contractors	SANDERS BROTHERS CONST CO INC	349,516.49
	2018-06-30	Payment to Road & Bridge Contractors	SANDERS BROTHERS CONST CO INC	526,492.41
	2018-08-17	Payment to Road & Bridge Contractors	SANDERS BROTHERS CONST CO INC	193,209.35
	2018-09-24	Payment to Road & Bridge Contractors	SANDERS BROTHERS CONST CO INC	41,091.78
	2018-10-18	Engineering & Architectural Services	F&ME CONSULTANTS INC	1,540.74
P032301 Total				1,111,850.77
P037073				
US 17 Alt Safety Improvements in Dorchester County				
Safety Improvements from Colleton/Dorchester County Line to near L-163 (Summers Dr.) - US 17 ALT				
Safety Improvement				
	2018-06-06	Engineering & Architectural Services	MA ENGINEERING CONSULTANTS INC	14,296.04
	2018-06-30	Engineering & Architectural Services	MA ENGINEERING CONSULTANTS INC	6,160.37
	2018-07-26	Engineering & Architectural Services	MA ENGINEERING CONSULTANTS INC	9,294.88
	2018-08-29	Engineering & Architectural Services	MA ENGINEERING CONSULTANTS INC	(9,294.88)
	2018-10-04	Engineering & Architectural Services	MA ENGINEERING CONSULTANTS INC	17,569.36
	2018-10-18	Engineering & Architectural Services	MA ENGINEERING CONSULTANTS INC	18,268.48
	2018-11-15	Engineering & Architectural Services	MA ENGINEERING CONSULTANTS INC	6,505.41
P037073 Total				62,799.66
P037139				
2018 Non-Interstate NHS Primary Program				
Non-Interstate NHS Federal Aid Preservation in Dorchester County - US 17 ALT, US 78				
Preservation				
	2018-11-21	Payment to Road & Bridge Contractors	SLURRY PAVERS INC	81,893.88
P037139 Total				81,893.88
P037140				
2018 Non-Interstate NHS Primary Program				
Non-Interstate NHS Primary Preservation in Dorchester County - US 178				
Preservation				
	2018-11-21	Payment to Road & Bridge Contractors	SLURRY PAVERS INC	19,331.10
P037140 Total				19,331.10
P037141				
2018 Federal Aid Secondary Program				
Federal Aid Secondary Preservation in Dorchester County - S- 22				
Preservation				
	2018-11-21	Payment to Road & Bridge Contractors	SLURRY PAVERS INC	40,804.83
P037141 Total				40,804.83
Dorchester Total				1,316,680.24

Infrastructure Maintenance Trust Fund

Cumulative Project Spending through November 30, 2018

County & Project Description	Posting Date	Expense Description	Vendor	Amount
Edgefield				
P032450				
Non-Interstate NHS Primary Program (Edgefield US 25)				
Federal Aid FHWA Preventative Maintenance in Edgefield County - US 25				
Rehabilitation				
	2018-10-24	Engineering & Architectural Services	DAVIS & FLOYD INC	1,313.04
P032450 Total				1,313.04
P031996				
2017 Primary Improvement Program (Edgefield US 25)				
Primary Improvements in Edgefield County - US 25				
Rehabilitation				
	2018-08-15	Payment to Road & Bridge Contractors	ATC SITE CONSTRUCTION LLC	46,351.13
	2018-08-23	Payment to Road & Bridge Contractors	Pmt Rd & Bridg Contr	28,670.57
	2018-10-31	Payment to Road & Bridge Contractors	Pmt Rd & Bridg Contr	5,250.00
P031996 Total				80,271.70
P036882				
2018 Federal Aid Secondary Pavement Program				
Federal Aid Preservation in Edgefield County - S- 35				
Preservation				
	2018-08-08	Payment to Road & Bridge Contractors	SATTERFIELD CONSTRUCTION CO INC	13,265.50
	2018-09-17	Payment to Road & Bridge Contractors	SATTERFIELD CONSTRUCTION CO INC	87,798.48
	2018-10-12	Payment to Road & Bridge Contractors	SATTERFIELD CONSTRUCTION CO INC	86,831.22
P036882 Total				187,895.20
Edgefield Total				269,479.94

Infrastructure Maintenance Trust Fund

Cumulative Project Spending through November 30, 2018

134

County & Project Description	Posting Date	Expense Description	Vendor	Amount
Fairfield				
P032479				
2018 Non-NHS Primary Program				
Non-NHS Primary Preservation in Fairfield County - SC 200				
Preservation				
	2018-11-09	Payment to Road & Bridge Contractors	LYNCHEs RIVER CONTRACTING INC	132,123.94
P032479 Total				132,123.94
P032485				
2018 Federal Aid Secondary Program				
Federal Aid Secondary Preservation in Fairfield County - S- 30				
Preservation				
	2018-11-09	Payment to Road & Bridge Contractors	LYNCHEs RIVER CONTRACTING INC	2,400.00
	2018-11-19	Engineering & Architectural Services	CDM SMITH INC	3,206.24
P032485 Total				5,606.24
Fairfield Total				137,730.18

Infrastructure Maintenance Trust Fund

Cumulative Project Spending through November 30, 2018

County & Project Description	Posting Date	Expense Description	Vendor	Amount
Florence				
P032394				
2018 Statewide NHS Program				
Rehabilitation in Florence County - US 52				
Rehabilitation				
	2018-10-09	Payment to Road & Bridge Contractors	PALMETTO CORP	200,403.37
	2018-10-15	Payment to Road & Bridge Contractors	PALMETTO CORP	143,762.84
	2018-11-14	Payment to Road & Bridge Contractors	PALMETTO CORP	117,563.51
P032394 Total				461,729.72
P032402				
2018 Non-NHS Primary Program				
Rehab in Florence County - SC 327				
Rehabilitation				
	2018-10-09	Payment to Road & Bridge Contractors	PALMETTO CORP	74,334.72
	2018-10-15	Payment to Road & Bridge Contractors	PALMETTO CORP	41,000.01
P032402 Total				115,334.73
P033581				
2018 Federal Aid Secondary Program				
Rehab in Florence County - S-12				
Rehabilitation				
	2018-10-09	Payment to Road & Bridge Contractors	PALMETTO CORP	74,701.24
	2018-10-15	Payment to Road & Bridge Contractors	PALMETTO CORP	40,999.99
P033581 Total				115,701.23
Florence Total				692,765.68

Infrastructure Maintenance Trust Fund

Cumulative Project Spending through November 30, 2018

136

County & Project Description	Posting Date	Expense Description	Vendor	Amount
Georgetown				
P037080				
US 17 Safety Improvements in Georgetown County				
Safety Improvements from near S-832 (Marina Dr.) to near S-759 (Waterford Rd.) - US 17				
Safety Improvement				
	2018-06-06	Engineering & Architectural Services	MA ENGINEERING CONSULTANTS INC	11,625.35
	2018-06-30	Engineering & Architectural Services	MA ENGINEERING CONSULTANTS INC	5,009.53
	2018-07-26	Engineering & Architectural Services	MA ENGINEERING CONSULTANTS INC	7,558.48
	2018-08-29	Engineering & Architectural Services	MA ENGINEERING CONSULTANTS INC	(7,558.48)
	2018-10-04	Engineering & Architectural Services	MA ENGINEERING CONSULTANTS INC	14,287.16
	2018-10-18	Engineering & Architectural Services	MA ENGINEERING CONSULTANTS INC	14,855.68
	2018-11-15	Engineering & Architectural Services	MA ENGINEERING CONSULTANTS INC	5,290.12
P037080 Total				51,067.84
Georgetown Total				51,067.84

Infrastructure Maintenance Trust Fund

Cumulative Project Spending through November 30, 2018

County & Project Description	Posting Date	Expense Description	Vendor	Amount
Greenville				
P032233				
Non-Interstate NHS Pavement Program				
NHS Preventative Maintenance in Greenville County - SC 183, US 123, US 25, US 29				
Rehabilitation				
	2018-04-11	Payment to Road & Bridge Contractors	SLOAN CONSTRUCTION	302,229.70
	2018-05-18	Payment to Road & Bridge Contractors	SLOAN CONSTRUCTION	1,065,783.25
	2018-06-30	Payment to Road & Bridge Contractors	SLOAN CONSTRUCTION	111,207.20
	2018-09-10	Payment to Road & Bridge Contractors	SLOAN CONSTRUCTION	42,000.00
	2018-10-18	Payment to Road & Bridge Contractors	SLOAN CONSTRUCTION	63,487.52
	2018-11-08	Payment to Road & Bridge Contractors	SLOAN CONSTRUCTION	1,033,756.63
P032233 Total				2,618,464.30
P032352				
2018 Non-NHS Primary Program (Greenville US 25)				
Rehab in Greenville County - US 25				
Rehabilitation				
	2018-06-30	Contractual Agreements with Gov't/Non-Profit Entity	CONTR-GOV'T/NONPROFIT	0.00
	2018-06-30	Contractual Agreements with Gov't/Non-Profit Entity	DEPT OF PUBLIC SAFETY	1,556.50
	2018-08-08	Payment to Road & Bridge Contractors	ROGERS GROUP INC	232,971.71
	2018-09-10	Payment to Road & Bridge Contractors	ROGERS GROUP INC	802,447.56
	2018-10-12	Payment to Road & Bridge Contractors	ROGERS GROUP INC	724,049.15
	2018-11-08	Payment to Road & Bridge Contractors	ROGERS GROUP INC	794,977.38
P032352 Total				2,556,002.30
P032568				
FA Secondary Pavement Program				
Preventative Maintenance in Greenville County - S- 149				
Rehabilitation				
	2018-08-23	Payment to Road & Bridge Contractors	SLOAN CONSTRUCTION	327,153.83
	2018-09-10	Payment to Road & Bridge Contractors	SLOAN CONSTRUCTION	248,226.26
	2018-10-18	Payment to Road & Bridge Contractors	SLOAN CONSTRUCTION	24,399.77
P032568 Total				599,779.86
P037074				
US 25 Safety Improvements in Greenville County				
Safety Improvements from near L-346 (Belvue School Rd.) to North Carolina State Line - US 25				
Safety Improvement				
	2018-05-14	Printing, Binding, Advertising	COMMUNITY JOURNALS LLC	46.80
	2018-06-11	Engineering & Architectural Services	INDEPENDENT MAPPING CONSULTANTS INC	29,142.80
	2018-07-20	Engineering & Architectural Services	GPI GEOSPATIAL INC	3,263.19
	2018-07-26	Engineering & Architectural Services	GPI GEOSPATIAL INC	3,474.14
	2018-09-19	Engineering & Architectural Services	GPI GEOSPATIAL INC	34,596.50
	2018-10-18	Engineering & Architectural Services	GPI GEOSPATIAL INC	56,263.92
P037074 Total				126,787.35
Greenville Total				5,901,033.81

Infrastructure Maintenance Trust Fund

Cumulative Project Spending through November 30, 2018

County & Project Description	Posting Date	Expense Description	Vendor	Amount
Greenwood				
P030377				
2017 Federal Aid Primary Program				
2017 Federal Aid Rehabilitation in Greenwood County - US 221				
Rehabilitation				
	2018-06-18	Payment to Road & Bridge Contractors	SATTERFIELD CONSTRUCTION CO INC	332,133.00
P030377 Total				332,133.00
P032508				
Non-Interstate NHS Pavement Program				
Federal Aid FHWA Preventative Maintenance in Greenwood County - US 221				
Rehabilitation				
	2018-10-24	Engineering & Architectural Services	DAVIS & FLOYD INC	657.23
P032508 Total				657.23
Greenwood Total				332,790.23

Infrastructure Maintenance Trust Fund

Cumulative Project Spending through November 30, 2018

County & Project Description	Posting Date	Expense Description	Vendor	Amount
Hampton				
P037000				
2018 Federal Aid Secondary Program				
Federal Aid Secondary Preservation in Hampton County - S- 83				
Preservation				
	2018-11-07	Engineering & Architectural Services	F&ME CONSULTANTS INC	233.16
	2018-11-28	Engineering & Architectural Services	F&ME CONSULTANTS INC	158.34
P037000 Total				391.50
P036765				
2018 Non-Interstate NHS Primary Program (Hampton US 321)				
Non-Interstate NHS Primary Rehabilitation in Hampton County - US 321				
Rehabilitation				
	2018-11-07	Engineering & Architectural Services	F&ME CONSULTANTS INC	396.89
	2018-11-28	Engineering & Architectural Services	F&ME CONSULTANTS INC	316.69
P036765 Total				713.58
P036795				
2018 Federal Aid Secondary Program				
Federal Aid Secondary Rehabilitation in Hampton County - S- 1, S- 13				
Rehabilitation				
	2018-11-07	Engineering & Architectural Services	F&ME CONSULTANTS INC	396.89
	2018-11-28	Engineering & Architectural Services	F&ME CONSULTANTS INC	316.69
P036795 Total				713.58
P036801				
2018 Non-Interstate NHS Primary Program (Hampton US 321)				
Non-Interstate NHS Primary Rehabilitation in Hampton County - US 321				
Rehabilitation				
	2018-11-07	Engineering & Architectural Services	F&ME CONSULTANTS INC	396.89
	2018-11-28	Engineering & Architectural Services	F&ME CONSULTANTS INC	316.69
P036801 Total				713.58
P036967				
2018 Non-NHS Primary Program				
Non-NHS Primary Preservation in Hampton County - SC 3, SC 63				
Preservation				
	2018-11-07	Engineering & Architectural Services	F&ME CONSULTANTS INC	233.16
	2018-11-28	Engineering & Architectural Services	F&ME CONSULTANTS INC	920.02
P036967 Total				1,153.18
Hampton Total				3,685.42

Infrastructure Maintenance Trust Fund

Cumulative Project Spending through November 30, 2018

County & Project Description	Posting Date	Expense Description	Vendor	Amount
Horry				
P037075				
US 701 Safety Improvements in Horry County				
Safety Improvements from the Georgetown/Horry County Line to near L-435 (Copperhead Rd.) - US 701				
Safety Improvement				
	2018-04-13	Printing, Binding, Advertising	THE HORRY INDEPENDENT	49.50
	2018-05-14	Printing, Binding, Advertising	WACCAMAW PUBLISHERS	49.50
	2018-06-06	Engineering & Architectural Services	MA ENGINEERING CONSULTANTS INC	16,181.24
	2018-06-30	Engineering & Architectural Services	MA ENGINEERING CONSULTANTS INC	6,972.72
	2018-07-26	Engineering & Architectural Services	MA ENGINEERING CONSULTANTS INC	10,520.58
	2018-08-20	Printing, Binding, Advertising	THE SUN NEWS	146.89
	2018-08-29	Engineering & Architectural Services	MA ENGINEERING CONSULTANTS INC	(10,520.58)
	2018-10-04	Engineering & Architectural Services	MA ENGINEERING CONSULTANTS INC	19,886.20
	2018-10-08	Printing, Binding, Advertising	THE SUN NEWS	155.45
	2018-10-18	Engineering & Architectural Services	MA ENGINEERING CONSULTANTS INC	20,677.50
	2018-11-15	Engineering & Architectural Services	MA ENGINEERING CONSULTANTS INC	7,363.27
P037075 Total				71,482.27
P037084				
SC 90 Safety Improvements in Horry County				
Safety Improvements from near SC 22 (Highway 22) to near SC 31 Connector (Robert Edge Pkwy.) - SC 90				
Safety Improvement				
	2018-05-14	Printing, Binding, Advertising	NORTH MYRTLE BEACH TIMES	96.00
	2018-06-06	Engineering & Architectural Services	MA ENGINEERING CONSULTANTS INC	11,468.25
	2018-06-30	Engineering & Architectural Services	MA ENGINEERING CONSULTANTS INC	4,941.83
	2018-07-26	Engineering & Architectural Services	MA ENGINEERING CONSULTANTS INC	7,456.33
	2018-08-20	Printing, Binding, Advertising	THE SUN NEWS	142.54
	2018-08-29	Engineering & Architectural Services	MA ENGINEERING CONSULTANTS INC	(7,456.33)
	2018-10-04	Engineering & Architectural Services	MA ENGINEERING CONSULTANTS INC	14,094.10
	2018-10-08	Printing, Binding, Advertising	THE SUN NEWS	151.10
	2018-10-18	Engineering & Architectural Services	MA ENGINEERING CONSULTANTS INC	14,654.94
	2018-11-15	Engineering & Architectural Services	MA ENGINEERING CONSULTANTS INC	5,218.63
P037084 Total				50,767.39
P033634				
2018 Non-NHS Primary Program				
Non-NHS Primary Preservation in Horry County - SC 905, US 701, US 701 BYP				
Preservation				
	2018-11-08	Engineering & Architectural Services	RS&H, INC.	2,608.30
	2018-11-26	Engineering & Architectural Services	RS&H, INC.	5,274.88
P033634 Total				7,883.18
Horry Total				130,132.84

Infrastructure Maintenance Trust Fund

Cumulative Project Spending through November 30, 2018

County & Project Description	Posting Date	Expense Description	Vendor	Amount
Jasper				
P031746				
2017 Statewide NHS Program (Jasper US 321)				
Rehabilitation in Jasper County - US 321				
Rehabilitation				
	2018-04-13	Payment to Road & Bridge Contractors	THE LANE CONSTRUCTION CORPORATION	234,830.50
	2018-05-17	Payment to Road & Bridge Contractors	THE LANE CONSTRUCTION CORPORATION	155,508.50
	2018-07-19	Payment to Road & Bridge Contractors	THE LANE CONSTRUCTION CORPORATION	349,638.84
	2018-08-01	Payment to Road & Bridge Contractors	THE LANE CONSTRUCTION CORPORATION	55,782.54
	2018-09-20	Payment to Road & Bridge Contractors	THE LANE CONSTRUCTION CORPORATION	730,655.41
	2018-10-10	Payment to Road & Bridge Contractors	THE LANE CONSTRUCTION CORPORATION	1,066,591.76
	2018-11-08	Payment to Road & Bridge Contractors	THE LANE CONSTRUCTION CORPORATION	1,360,256.50
P031746 Total				3,953,264.05
P037076				
US 321 Safety Improvements in Jasper County				
Safety Improvements from near US 17 (Whyte Hardee Blvd.) to near the Jasper/Hampton County Line - US 321				
Safety Improvement				
	2018-07-16	Engineering & Architectural Services	QUANTUM SPATIAL INC	2,874.66
	2018-08-22	Engineering & Architectural Services	QUANTUM SPATIAL INC	1,808.21
	2018-11-07	Engineering & Architectural Services	QUANTUM SPATIAL INC	566.80
P037076 Total				5,249.67
P037158				
2018 Non-NHS Primary Preservation Program				
Preservation in Jasper County - Crack Seal - US 17				
Preservation				
	2018-06-26	Highway Maintenance Contracts	REMAC INC	50,838.30
P037158 Total				50,838.30
P030260				
I-95 SB over Bagshaw Swamp				
Bridge Replacement I-95 over Bagshaw Swamp				
Bridge Replacement				
	2018-08-10	Printing, Binding, Advertising	JASPER CNTY SUN	49.20
	2018-08-14	Printing, Binding, Advertising	JASPER CNTY SUN	48.60
	2018-08-15	Engineering & Architectural Services	INFRASTRUCTURE CONSULTING &	1,800.73
	2018-09-20	Engineering & Architectural Services	INFRASTRUCTURE CONSULTING &	4,247.09
	2018-10-26	Engineering & Architectural Services	INFRASTRUCTURE CONSULTING &	37,582.17
P030260 Total				43,727.79
P033685				
2018 Federal Aid Secondary Program				
Federal Aid Secondary Rehabilitation in Jasper County - S- 119				
Rehabilitation				
	2018-10-10	Payment to Road & Bridge Contractors	THE LANE CONSTRUCTION CORPORATION	161,577.81
	2018-11-20	Payment to Road & Bridge Contractors	THE LANE CONSTRUCTION CORPORATION	163,231.30
P033685 Total				324,809.11
Jasper Total				4,377,888.92

Infrastructure Maintenance Trust Fund

Cumulative Project Spending through November 30, 2018

County & Project Description	Posting Date	Expense Description	Vendor	Amount
Kershaw				
P033677				
2018 Non-NHS Primary Program				
2018 Kershaw Primary Rehab - SC 261				
Rehabilitation				
	2018-09-06	Payment to Road & Bridge Contractors	CR JACKSON INC	27,650.01
P033677 Total				27,650.01
P036775				
2018 Non-Interstate NHS Primary Program				
Non-Interstate NHS Primary Preservation in Kershaw County - US 1				
Preservation				
	2018-10-09	Payment to Road & Bridge Contractors	LYNCHE RIVER CONTRACTING INC	12,393.75
	2018-11-26	Engineering & Architectural Services	INFRASTRUCTURE CONSULTING &	1,835.98
P036775 Total				14,229.73
P036777				
2018 Federal Aid Secondary Program				
Federal Aid Secondary Preservation in Kershaw County - S- 87				
Preservation				
	2018-08-15	Payment to Road & Bridge Contractors	EVERETT DYKES GRASSING CO INC	66,670.64
	2018-09-20	Payment to Road & Bridge Contractors	EVERETT DYKES GRASSING CO INC	19,984.59
	2018-10-10	Payment to Road & Bridge Contractors	EVERETT DYKES GRASSING CO INC	37,931.77
	2018-11-15	Engineering & Architectural Services	CIVIL ENGINEERING CONSULTING SERVIC	942.20
P036777 Total				125,529.20
P033678				
2018 Federal Ad Secondary Program				
2018 Kershaw Secondary Rehab - S- 15, S- 217, S- 542				
Rehabilitation				
	2018-09-06	Payment to Road & Bridge Contractors	CR JACKSON INC	28,169.75
P033678 Total				28,169.75
P036776				
2018 Non-NHS Primary Program				
Non-NHS Primary Preservation in Kershaw County - SC 97				
Preservation				
	2018-10-09	Payment to Road & Bridge Contractors	LYNCHE RIVER CONTRACTING INC	14,873.75
	2018-11-26	Engineering & Architectural Services	INFRASTRUCTURE CONSULTING &	1,348.55
P036776 Total				16,222.30
Kershaw Total				211,800.99

Infrastructure Maintenance Trust Fund

Cumulative Project Spending through November 30, 2018

County & Project Description	Posting Date	Expense Description	Vendor	Amount
Kershaw, Sumter				
P037062				
US 521 Safety Improvements in Sumter and Kershaw County				
Safety Improvements from near L-1025 (Brabham Drive) to near SC 261 (Boykin Rd.) - US 521				
Safety Improvement				
	2018-05-14	Printing, Binding, Advertising	CHRONICLE INDEPENDENT	245.70
	2018-05-14	Printing, Binding, Advertising	OSTEEN PUBLISHING COMPANY	77.20
	2018-07-16	Engineering & Architectural Services	QUANTUM SPATIAL INC	20,282.30
	2018-08-22	Engineering & Architectural Services	QUANTUM SPATIAL INC	12,757.90
	2018-11-07	Engineering & Architectural Services	QUANTUM SPATIAL INC	3,999.08
P037062 Total				37,362.18
Kershaw, Sumter Total				37,362.18

Infrastructure Maintenance Trust Fund

Cumulative Project Spending through November 30, 2018

County & Project Description	Posting Date	Expense Description	Vendor	Amount
Lancaster				
P032486				
2018 Federal Aid Secondary Preservation Program				
SCDOT Preservation in Lancaster County - S- 755				
Preservation				
	2018-06-30	Payment to Road & Bridge Contractors	LITTLEFIELD CONSTRUCTION COMPANY	18,195.86
	2018-09-20	Payment to Road & Bridge Contractors	LITTLEFIELD CONSTRUCTION COMPANY	34,100.13
P032486 Total				52,295.99
P030053				
2017 Federal Aid Secondary Program				
Lancaster County Pavement Reconstruction -S- 218, S- 292, S- 41, S- 45				
Reconstruction				
	2018-11-13	Payment to Road & Bridge Contractors	LYNCHES RIVER CONTRACTING INC	210,801.19
P030053 Total				210,801.19
P036794				
2018 Federal Aid Secondary Program				
Federal Aid Secondary Preservation in Lancaster County - S- 64				
Preservation				
	2018-10-03	Payment to Road & Bridge Contractors	LYNCHES RIVER CONTRACTING INC	87,675.58
P036794 Total				87,675.58
Lancaster Total				350,772.76

Infrastructure Maintenance Trust Fund

Cumulative Project Spending through November 30, 2018

County & Project Description	Posting Date	Expense Description	Vendor	Amount
Laurens				
P037083				
US 221 Safety Improvements in Laurens County				
Safety Improvements from Greenwood / Laurens County Line to near SC 39 (Highway 39) - US 221				
Safety Improvement				
	2018-05-14	Printing, Binding, Advertising	ADVERTISER PRINTING CO INC	132.00
	2018-06-11	Engineering & Architectural Services	INDEPENDENT MAPPING CONSULTANTS INC	19,836.89
	2018-07-20	Engineering & Architectural Services	GPI GEOSPATIAL INC	3,207.07
	2018-07-26	Engineering & Architectural Services	GPI GEOSPATIAL INC	5,383.21
	2018-09-19	Engineering & Architectural Services	GPI GEOSPATIAL INC	13,804.34
	2018-10-18	Engineering & Architectural Services	GPI GEOSPATIAL INC	6,210.69
P037083 Total				48,574.20
Laurens Total				48,574.20

Infrastructure Maintenance Trust Fund

Cumulative Project Spending through November 30, 2018

County & Project Description	Posting Date	Expense Description	Vendor	Amount
Lee				
P033681				
2018 Non-NHS Primary Program				
Non-NHS Rehabilitation in Lee County - SC 441, SC 527				
Rehabilitation	2018-09-06	Payment to Road & Bridge Contractors	CR JACKSON INC	39,010.00
P033681 Total				39,010.00
P033682				
2018 Federal Aid Secondary Program				
2018 Lee Secondary Rehab - S- 28				
Rehabilitation	2018-09-06	Payment to Road & Bridge Contractors	CR JACKSON INC	26,468.75
P033682 Total				26,468.75
P036781				
2018 Non-NHS Primary Preservation Program				
SCDOT Federal Aid Preservation in Lee County - US 76				
Preservation	2018-09-18	Payment to Road & Bridge Contractors	CR JACKSON INC	367,323.74
	2018-10-15	Payment to Road & Bridge Contractors	CR JACKSON INC	52,551.66
	2018-11-28	Engineering & Architectural Services	CIVIL ENGINEERING CONSULTING SERVICE	2,794.34
P036781 Total				422,669.74
P036782				
2018 Federal Aid Secondary Preservation Program				
SCDOT Federal Aid Preservation in Lee County - S- 111				
Preservation	2018-09-18	Payment to Road & Bridge Contractors	CR JACKSON INC	98,832.47
	2018-10-15	Payment to Road & Bridge Contractors	CR JACKSON INC	16,435.35
	2018-11-28	Engineering & Architectural Services	CIVIL ENGINEERING CONSULTING SERVICE	1,491.67
P036782 Total				116,759.49
Lee Total				604,907.98

Infrastructure Maintenance Trust Fund

Cumulative Project Spending through November 30, 2018

County & Project Description	Posting Date	Expense Description	Vendor	Amount
Lexington				
P037069				
US 178 Safety Improvements in Lexington County				
Safety Improvements from near Batesburg to near Peilon - US 178				
Safety Improvement				
	2018-10-23	Payment to Road & Bridge Contractors	THE LANE CONSTRUCTION CORPORATION	1,153,239.40
	2018-10-25	Engineering & Architectural Services	INFRASTRUCTURE CONSULTING &	498.64
P037069 Total				1,153,738.04
P037070				
SC 302 Safety Improvements in Lexington County				
Safety Improvements from MP 0.0 to MP 14.9 - SC 302				
Safety Improvement				
	2018-08-21	Payment to Road & Bridge Contractors	ATC SITE CONSTRUCTION LLC	186,657.00
P037070 Total				186,657.00
P027003				
I-20 (US 378 to Long Pond Road)				
Project includes the widening of I-20 to the median in each direction from near US 378 to just beyond Longs Pond Road. The project will also include the widening or replacement of two mainline bridges over Southern Railroad near MP 57. - I- 20				
Widening				
	2018-11-28	Contractual Agreements with Gov't/Non-Profit Entity	USDA APHIS GENERAL	1,053.27
P027003 Total				1,053.27
P030323				
2017 Federal Aid Secondary Program				
Federal Aid Secondary Reconstruction in Lexington County - S- 486				
Reconstruction				
	2018-10-25	Engineering & Architectural Services	INFRASTRUCTURE CONSULTING &	116.22
P030323 Total				116.22
P033676				
2018 Federal Aid Secondary Program				
Federal Aid Secondary Reconstruction in Lexington County - S- 113, S- 73, S- 77				
Reconstruction				
	2018-10-25	Engineering & Architectural Services	INFRASTRUCTURE CONSULTING &	377.59
P033676 Total				377.59
P033687				
2018 Non-NHS Primary Program				
Non-NHS Primary Reconstruction in Lexington County - SC 113				
Reconstruction				
	2018-10-25	Engineering & Architectural Services	INFRASTRUCTURE CONSULTING &	116.22
P033687 Total				116.22
P036772				
2018 Non-Interstate NHS Primary Program				
Non-Interstate NHS Primary Preservation in Lexington County - US 1, US 321				
Preservation				
	2018-11-15	Payment to Road & Bridge Contractors	SLURRY PAVERS INC	16,050.01
P036772 Total				16,050.01

Infrastructure Maintenance Trust Fund

Cumulative Project Spending through November 30, 2018

148

County & Project Description	Posting Date	Expense Description	Vendor	Amount
P036773				
2018 Non-NHS Primary Program				
Non-NHS Primary Preservation in Lexington County - SC 692				
Preservation	2018-11-15	Payment to Road & Bridge Contractors	SLURRY PAVERS INC	29,758.80
P036773 Total				29,758.80
P036774				
2018 Federal Aid Secondary Program				
Federal Aid Secondary Preservation in Lexington County - S-243, S-278, S-70, S-77				
Preservation	2018-11-15	Payment to Road & Bridge Contractors	SLURRY PAVERS INC	16,049.99
P036774 Total				16,049.99
Lexington Total				1,403,917.14

Infrastructure Maintenance Trust Fund

Cumulative Project Spending through November 30, 2018

County & Project Description	Posting Date	Expense Description	Vendor	Amount
Marion				
P033643				
2018 Federal Aid Secondary Preservation Program				
Preservation in Marion County - S- 25				
Preservation	2018-09-18	Payment to Road & Bridge Contractors	CR JACKSON INC	173,795.90
	2018-10-23	Payment to Road & Bridge Contractors	CR JACKSON INC	10,799.99
	2018-11-07	Engineering & Architectural Services	MEAD & HUNT INC	4,773.26
	2018-11-14	Payment to Road & Bridge Contractors	CR JACKSON INC	5,846.66
P033643 Total				195,215.81
P033635				
2018 Non-NHS Primary Preservation Program				
Preservation in Marion County - SC 41, US 501 BUS				
Preservation	2018-09-18	Payment to Road & Bridge Contractors	CR JACKSON INC	209,005.25
	2018-10-23	Payment to Road & Bridge Contractors	CR JACKSON INC	10,800.00
	2018-11-07	Engineering & Architectural Services	MEAD & HUNT INC	2,380.20
	2018-11-14	Payment to Road & Bridge Contractors	CR JACKSON INC	378,708.01
	2018-11-26	Engineering & Architectural Services	MEAD & HUNT INC	1,823.66
P033635 Total				602,717.12
P032405				
Non-Interstate NHS Primary Pavement Program				
Federal Aid FHWA Preventative Maintenance in Marion County - US 501				
Rehabilitation	2018-09-26	Payment to Road & Bridge Contractors	PALMETTO CORP	79,248.40
	2018-10-23	Payment to Road & Bridge Contractors	PALMETTO CORP	347,354.94
	2018-11-19	Payment to Road & Bridge Contractors	PALMETTO CORP	703,705.70
P032405 Total				1,130,309.04
P033627				
2018 Non-Interstate NHS Preservation Program				
Preservation in Marion County - US 76				
Preservation	2018-09-18	Payment to Road & Bridge Contractors	CR JACKSON INC	37,830.41
	2018-10-23	Payment to Road & Bridge Contractors	CR JACKSON INC	98,728.99
	2018-11-14	Payment to Road & Bridge Contractors	CR JACKSON INC	171,325.84
P033627 Total				307,885.24
P033584				
Federal Aid Secondary Pavement Program				
Federal Aid FHWA Preventative Maintenance in Marion County - S- 19				
Rehabilitation	2018-09-26	Payment to Road & Bridge Contractors	PALMETTO CORP	611,612.84
	2018-10-23	Payment to Road & Bridge Contractors	PALMETTO CORP	61,168.94
	2018-11-19	Payment to Road & Bridge Contractors	PALMETTO CORP	8,700.00
P033584 Total				681,481.78
Marion Total				2,917,608.99

Infrastructure Maintenance Trust Fund

Cumulative Project Spending through November 30, 2018

County & Project Description	Posting Date	Expense Description	Vendor	Amount
Marlboro				
P032406				
Non-Interstate NHS Primary Program				
Federal Aid FHWA Preventative Maintenance in Marlboro County - SC 38				
Rehabilitation				
	2018-06-30	Payment to Road & Bridge Contractors	CR JACKSON INC	27,937.50
	2018-08-09	Payment to Road & Bridge Contractors	CR JACKSON INC	23,945.00
	2018-09-07	Engineering & Architectural Services	RS&H, INC.	309.36
	2018-10-12	Payment to Road & Bridge Contractors	CR JACKSON INC	179,675.18
P032406 Total				231,867.04
P033585				
Federal Aid Secondary Pavement Program				
Federal Aid FHWA Preventative Maintenance in Marlboro County - S- 50				
Rehabilitation				
	2018-06-30	Payment to Road & Bridge Contractors	CR JACKSON INC	27,937.50
	2018-08-09	Payment to Road & Bridge Contractors	CR JACKSON INC	529,663.67
	2018-09-07	Engineering & Architectural Services	RS&H, INC.	262.00
	2018-09-18	Engineering & Architectural Services	RS&H, INC.	5,686.52
	2018-10-12	Payment to Road & Bridge Contractors	CR JACKSON INC	1,937.50
P033585 Total				565,487.19
P033628				
2018 Non-Interstate NHS Primary Program				
Non-Interstate NHS Primary Preservation in Marlboro County - US 1				
Preservation				
	2018-11-26	Engineering & Architectural Services	MEAD & HUNT INC	204.90
P033628 Total				204.90
P033636				
2018 Non-NHS Primary Program				
Non-NHS Primary Preservation in Marlboro County - US 15				
Preservation				
	2018-11-26	Engineering & Architectural Services	MEAD & HUNT INC	918.06
P033636 Total				918.06
Marlboro Total				798,477.19

Infrastructure Maintenance Trust Fund

Cumulative Project Spending through November 30, 2018

County & Project Description	Posting Date	Expense Description	Vendor	Amount
McCormick				
P036796				
2018 Federal Aid Secondary Preservation Program				
SCDOT Federal Aid Preservation in McCormick County - S- 22				
Preservation				
	2018-08-08	Payment to Road & Bridge Contractors	SATTERFIELD CONSTRUCTION CO INC	13,265.50
	2018-09-17	Payment to Road & Bridge Contractors	SATTERFIELD CONSTRUCTION CO INC	16,470.00
	2018-10-12	Payment to Road & Bridge Contractors	SATTERFIELD CONSTRUCTION CO INC	30,284.61
	2018-11-08	Payment to Road & Bridge Contractors	SATTERFIELD CONSTRUCTION CO INC	41,672.40
		P036796 Total		101,692.51
McCormick Total				101,692.51

Infrastructure Maintenance Trust Fund

Cumulative Project Spending through November 30, 2018

County & Project Description	Posting Date	Expense Description	Vendor	Amount
Newberry				
P032456				
Non-NHS Primary Pavement Program				
Federal Aid FHWA Preventative Maintenance in Newberry County - US 176				
Rehabilitation				
	2018-05-14	Payment to Road & Bridge Contractors	SATTERFIELD CONSTRUCTION CO INC	230,454.39
	2018-06-12	Payment to Road & Bridge Contractors	SATTERFIELD CONSTRUCTION CO INC	61,384.51
	2018-06-18	Engineering & Architectural Services	MICHAEL BAKER INTERNATIONAL INC	5,775.21
	2018-06-30	Payment to Road & Bridge Contractors	SATTERFIELD CONSTRUCTION CO INC	2,520.00
	2018-08-14	Payment to Road & Bridge Contractors	SATTERFIELD CONSTRUCTION CO INC	22,000.00
	2018-08-30	Engineering & Architectural Services	MICHAEL BAKER INTERNATIONAL INC	1,763.92
P032456 Total				323,898.03
P036827				
2018 Federal Aid Secondary Preservation Program				
SCDOT Federal Aid Preservation in Newberry County - S- 28				
Preservation				
	2018-08-08	Payment to Road & Bridge Contractors	SATTERFIELD CONSTRUCTION CO INC	13,469.50
	2018-09-17	Payment to Road & Bridge Contractors	SATTERFIELD CONSTRUCTION CO INC	90,838.35
	2018-10-12	Payment to Road & Bridge Contractors	SATTERFIELD CONSTRUCTION CO INC	65,706.15
P036827 Total				170,014.00
P038113				
Safety Improvements in Newberry County				
Safety Improvements on SC 34 from IMP 0.0 to MP 10.0 - SC 34				
Safety Improvement				
	2018-11-21	Printing, Binding, Advertising	CHAMPION MEDIA LLC	60.00
P038113 Total				60.00
Newberry Total				493,972.03

Infrastructure Maintenance Trust Fund

Cumulative Project Spending through November 30, 2018

County & Project Description	Posting Date	Expense Description	Vendor	Amount
Oconee				
P032308				
Non-Interstate NHS Pavement Program				
NHS FHWA Preventative Maintenance in Oconee County - US 76				
Rehabilitation				
	2018-08-10	Payment to Road & Bridge Contractors	KING ASPHALT INC	294,356.23
	2018-09-20	Payment to Road & Bridge Contractors	KING ASPHALT INC	751,379.00
	2018-10-09	Payment to Road & Bridge Contractors	KING ASPHALT INC	123,595.36
	2018-10-18	Engineering & Architectural Services	DAVIS & FLOYD INC	4,643.31
	2018-11-05	Engineering & Architectural Services	DAVIS & FLOYD INC	12,269.06
	2018-11-08	Payment to Road & Bridge Contractors	KING ASPHALT INC	49,920.00
		P032308 Total		1,236,162.96
P032415				
Non-Interstate NHS Pavement Program				
Federal Aid FHWA Preventative Maintenance in Oconee County - US 123				
Rehabilitation				
	2018-08-10	Payment to Road & Bridge Contractors	KING ASPHALT INC	142,091.74
	2018-09-20	Payment to Road & Bridge Contractors	KING ASPHALT INC	382,800.25
	2018-10-09	Payment to Road & Bridge Contractors	KING ASPHALT INC	210,757.55
	2018-11-08	Payment to Road & Bridge Contractors	KING ASPHALT INC	654,663.91
		P032415 Total		1,390,313.45
Oconee Total				
				2,626,476.41

Infrastructure Maintenance Trust Fund

Cumulative Project Spending through November 30, 2018

County & Project Description	Posting Date	Expense Description	Vendor	Amount
Orangeburg				
P030486				
2017 NHS Federal Aid Primary Program (Orangeburg US 78)				
2017 NHS Federal Aid Rehabilitation in Orangeburg County - US 78				
Resurfacing				
	2018-06-30	Payment to Road & Bridge Contractors	THE LANE CONSTRUCTION CORPORATION	425,565.88
P030486 Total				425,565.88
P032057				
2017 State Funded Primary Improvement Program (Orangeburg SC 4)				
Primary Improvement (Safety) in Orangeburg County - SC 4				
Rehabilitation				
	2018-07-19	Payment to Road & Bridge Contractors	THE LANE CONSTRUCTION CORPORATION	1,023,106.30
	2018-08-10	Payment to Road & Bridge Contractors	THE LANE CONSTRUCTION CORPORATION	81,394.41
	2018-10-23	Engineering & Architectural Services	S&ME INC	2,187.75
	2018-10-24	Engineering & Architectural Services	F&ME CONSULTANTS INC	8,733.52
	2018-11-05	Engineering & Architectural Services	F&ME CONSULTANTS INC	3,255.62
	2018-11-09	Payment to Road & Bridge Contractors	THE LANE CONSTRUCTION CORPORATION	44,208.53
P032057 Total				1,162,886.13
P036816				
2018 Non-NHS Primary Program (Orangeburg SC 4)				
Rehab in Orangeburg County - SC 3 BUS, SC 4				
Rehabilitation				
	2018-09-21	Payment to Road & Bridge Contractors	THE LANE CONSTRUCTION CORPORATION	55,977.51
	2018-11-07	Engineering & Architectural Services	F&ME CONSULTANTS INC	1,100.26
P036816 Total				57,077.77
Orangeburg Total				1,645,529.78

Infrastructure Maintenance Trust Fund

Cumulative Project Spending through November 30, 2018

County & Project Description	Posting Date	Expense Description	Vendor	Amount
Pickens				
P032416				
Non-Interstate NHS Pavement Program				
Federal Aid FHWA Preventative Maintenance in Pickens County - US 123 Rehabilitation				
	2018-06-30	Payment to Road & Bridge Contractors	KING ASPHALT INC	157,057.10
	2018-08-06	Payment to Road & Bridge Contractors	KING ASPHALT INC	12,500.00
	2018-10-08	Payment to Road & Bridge Contractors	KING ASPHALT INC	458,807.90
	2018-11-13	Payment to Road & Bridge Contractors	KING ASPHALT INC	1,364,573.96
P032416 Total				1,992,938.96
P032500				
2018 Federal Aid Secondary Program				
Federal Aid Secondary Reconstruction in Pickens County - S- 160 Reconstruction				
	2018-09-06	Payment to Road & Bridge Contractors	KING ASPHALT INC	41,128.00
P032500 Total				41,128.00
Pickens Total				2,034,066.96

Infrastructure Maintenance Trust Fund

Cumulative Project Spending through November 30, 2018

County & Project Description	Posting Date	Expense Description	Vendor	Amount
Richland				
P036769				
2018 Non-Interstate NHS Preservation Program				
Preservation in Richland County - US 1, US 21 CON				
Preservation				
	2018-08-27	Payment to Road & Bridge Contractors	THE LANE CONSTRUCTION CORPORATION	73,068.01
	2018-09-24	Payment to Road & Bridge Contractors	THE LANE CONSTRUCTION CORPORATION	41,560.34
	2018-11-07	Engineering & Architectural Services	CIVIL ENGINEERING CONSULTING SERVICE	643.12
	2018-11-27	Payment to Road & Bridge Contractors	THE LANE CONSTRUCTION CORPORATION	15,331.67
P036769 Total				130,603.14
P036770				
2018 Non-NHS Primary Preservation Program				
SCDOT Preservation in Richland County - SC 12				
Preservation				
	2018-08-27	Payment to Road & Bridge Contractors	THE LANE CONSTRUCTION CORPORATION	88,309.12
	2018-09-24	Payment to Road & Bridge Contractors	THE LANE CONSTRUCTION CORPORATION	34,629.54
	2018-11-15	Engineering & Architectural Services	CIVIL ENGINEERING CONSULTING SERVICE	3,774.41
	2018-11-27	Payment to Road & Bridge Contractors	THE LANE CONSTRUCTION CORPORATION	650,439.03
P036770 Total				777,152.10
P036809				
US 76 Safety Improvements in Richland County				
Safety Improvements from near SC 769 (Congaree Rd.) to near US 601 (McCord's Ferry Rd.) - US 76				
Safety Improvement				
	2018-05-14	Printing, Binding, Advertising	OSTEEN PUBLISHING COMPANY	79.10
	2018-05-18	Printing, Binding, Advertising	THE STATE NEWSPAPER	556.07
	2018-07-16	Engineering & Architectural Services	QUANTUM SPATIAL INC	41,388.67
	2018-08-22	Engineering & Architectural Services	QUANTUM SPATIAL INC	26,034.14
	2018-11-07	Engineering & Architectural Services	QUANTUM SPATIAL INC	8,160.62
P036809 Total				76,218.60
P036771				
2018 Federal Aid Secondary Preservation Program				
SCDOT Federal Aid Preservation in Richland County - S- 129, S- 217				
Preservation				
	2018-08-27	Payment to Road & Bridge Contractors	THE LANE CONSTRUCTION CORPORATION	73,067.98
	2018-09-24	Payment to Road & Bridge Contractors	THE LANE CONSTRUCTION CORPORATION	241,705.28
	2018-11-07	Engineering & Architectural Services	CIVIL ENGINEERING CONSULTING SERVICE	643.12
	2018-11-27	Payment to Road & Bridge Contractors	THE LANE CONSTRUCTION CORPORATION	255,626.64
	2018-11-28	Engineering & Architectural Services	CIVIL ENGINEERING CONSULTING SERVICE	4,372.49
P036771 Total				575,415.51
P030326				
2017 Federal Aid Secondary Program				
Federal Aid Reconstruction in Richland County - S- 234, S- 32				
Reconstruction				
	2018-10-25	Engineering & Architectural Services	INFRASTRUCTURE CONSULTING &	810.81
P030326 Total				810.81
Richland Total				1,560,200.16

Infrastructure Maintenance Trust Fund

Cumulative Project Spending through November 30, 2018

County & Project Description	Posting Date	Expense Description	Vendor	Amount
Saluda				
P031956				
Non-NHS Primary Pavement Program (Saluda SC 121)				
Federal Aid FHWA Preventative Maintenance in Saluda County - SC 121				
Rehabilitation				
	2018-05-14	Payment to Road & Bridge Contractors	SATTERFIELD CONSTRUCTION CO INC	60,500.00
	2018-06-12	Payment to Road & Bridge Contractors	SATTERFIELD CONSTRUCTION CO INC	50,000.00
	2018-06-30	Payment to Road & Bridge Contractors	SATTERFIELD CONSTRUCTION CO INC	7,775.63
	2018-08-14	Payment to Road & Bridge Contractors	SATTERFIELD CONSTRUCTION CO INC	1,106,829.12
	2018-08-29	Engineering & Architectural Services	MICHAEL BAKER INTERNATIONAL INC	9,462.17
	2018-08-30	Engineering & Architectural Services	MICHAEL BAKER INTERNATIONAL INC	1,015.92
	2018-09-06	Payment to Road & Bridge Contractors	SATTERFIELD CONSTRUCTION CO INC	64,926.89
	2018-10-12	Payment to Road & Bridge Contractors	SATTERFIELD CONSTRUCTION CO INC	594.00
	2018-11-16	Engineering & Architectural Services	MICHAEL BAKER INTERNATIONAL INC	4,965.56
	2018-11-19	Engineering & Architectural Services	MICHAEL BAKER INTERNATIONAL INC	2,109.63
P031956 Total				1,308,178.92
P032503				
Non-NHS Primary Pavement Program				
Federal Aid FHWA Preventative Maintenance in Saluda County - SC 121				
Rehabilitation				
	2018-05-14	Payment to Road & Bridge Contractors	SATTERFIELD CONSTRUCTION CO INC	60,500.01
	2018-06-12	Payment to Road & Bridge Contractors	SATTERFIELD CONSTRUCTION CO INC	85,120.01
	2018-06-30	Payment to Road & Bridge Contractors	SATTERFIELD CONSTRUCTION CO INC	26,632.25
	2018-08-14	Payment to Road & Bridge Contractors	SATTERFIELD CONSTRUCTION CO INC	63,995.00
	2018-08-29	Engineering & Architectural Services	MICHAEL BAKER INTERNATIONAL INC	6,199.43
	2018-08-30	Engineering & Architectural Services	MICHAEL BAKER INTERNATIONAL INC	9,711.41
	2018-09-06	Payment to Road & Bridge Contractors	SATTERFIELD CONSTRUCTION CO INC	16,388.25
	2018-10-12	Payment to Road & Bridge Contractors	SATTERFIELD CONSTRUCTION CO INC	119,405.25
P032503 Total				387,951.61
P036823				
2018 Federal Aid Primary Pvmnt Preservation Program				
SCDOT Federal Aid Preservation in Saluda County - US 378				
Preservation				
	2018-11-19	Engineering & Architectural Services	MICHAEL BAKER INTERNATIONAL INC	752.99
P036823 Total				752.99
P036824				
2018 Federal Aid Secondary Pvmnt Preservation in Saluda County				
SCDOT Federal Aid Preservation in Saluda County - S-136				
Preservation				
	2018-11-19	Engineering & Architectural Services	MICHAEL BAKER INTERNATIONAL INC	1,014.99
P036824 Total				1,014.99
P032001				
2017 Primary Improvement Program (Saluda SC 121)				
Primary Improvement in Saluda County - SC 121				
Rehabilitation				
	2018-10-15	Payment to Road & Bridge Contractors	SATTERFIELD CONSTRUCTION CO INC	6,000.00
	2018-10-22	Payment to Road & Bridge Contractors	SATTERFIELD CONSTRUCTION CO INC	601.92
P032001 Total				6,601.92
P030304				
2017 Federal Aid Secondary Program				

Infrastructure Maintenance Trust Fund

Cumulative Project Spending through November 30, 2018

County & Project Description	Posting Date	Expense Description	Vendor	Amount
Rehabilitation of S-25 and S-107 in Saluda County for the Federal Aid Pavement Improvement Program. - S- 107, S- 25				
Reconstruction	2018-10-24	Engineering & Architectural Services	DAVIS & FLOYD INC	657.23
P030304 Total				657.23
Saluda Total				1,705,157.66

Infrastructure Maintenance Trust Fund

Cumulative Project Spending through November 30, 2018

County & Project Description	Posting Date	Expense Description	Vendor	Amount
Spartanburg				
P032470				
2018 Federal Aid Secondary Program				
Federal Aid Secondary Reconstruction in Spartanburg County - S- 222, S- 45				
Reconstruction				
	2018-11-19	Payment to Road & Bridge Contractors	SLOAN CONSTRUCTION	47,378.00
P032470 Total				47,378.00
Spartanburg Total				47,378.00

Infrastructure Maintenance Trust Fund

Cumulative Project Spending through November 30, 2018

County & Project Description	Posting Date	Expense Description	Vendor	Amount
Sumter				
P036778				
2018 Non-Interstate NHS Preservation Program (Sumter US 76)				
NHS Preservation in Sumter County/ Rural Safety Rte - US 76				
Preservation				
	2018-06-30	Payment to Road & Bridge Contractors	LYNCHES RIVER CONTRACTING INC	357,882.77
	2018-08-08	Payment to Road & Bridge Contractors	LYNCHES RIVER CONTRACTING INC	626,096.39
	2018-09-10	Payment to Road & Bridge Contractors	LYNCHES RIVER CONTRACTING INC	56,196.19
	2018-11-07	Engineering & Architectural Services	CIVIL ENGINEERING CONSULTING SERVICE	3,422.05
	2018-11-15	Engineering & Architectural Services	CIVIL ENGINEERING CONSULTING SERVICE	7,850.39
	2018-11-28	Engineering & Architectural Services	CIVIL ENGINEERING CONSULTING SERVICE	3,645.51
P036778 Total				1,055,093.30
P036779				
2018 Non-Interstate NHS Preservation Program				
SCDOT Preservation in Sumter County - US 378				
Preservation				
	2018-09-18	Payment to Road & Bridge Contractors	CR JACKSON INC	309,713.71
	2018-10-15	Payment to Road & Bridge Contractors	CR JACKSON INC	47,926.52
	2018-11-28	Engineering & Architectural Services	CIVIL ENGINEERING CONSULTING SERVICE	2,686.38
P036779 Total				360,326.61
P036852				
US 76 - Safety Improvements in Sumter County				
Safety Improvement from MP 0.000 (Richland County Line) to approx. MP 7.8 near SC 441 - US 76				
Safety Improvement				
	2018-05-14	Printing, Binding, Advertising	OSTEEN PUBLISHING COMPANY	79.10
	2018-05-14	Printing, Binding, Advertising	SHAW NEWS	322.20
	2018-07-16	Engineering & Architectural Services	QUANTUM SPATIAL INC	25,367.25
	2018-08-22	Engineering & Architectural Services	QUANTUM SPATIAL INC	15,956.42
	2018-11-07	Engineering & Architectural Services	QUANTUM SPATIAL INC	5,001.68
P036852 Total				46,726.65
P036780				
2018 Federal Aid Secondary Program				
SCDOT Federal Aid Preservation in Sumter County - S- 1074				
Preservation				
	2018-09-18	Payment to Road & Bridge Contractors	CR JACKSON INC	245,823.79
	2018-10-15	Payment to Road & Bridge Contractors	CR JACKSON INC	18,380.47
	2018-11-28	Engineering & Architectural Services	CIVIL ENGINEERING CONSULTING SERVICE	2,127.28
P036780 Total				266,331.54
Sumter Total				1,728,478.10

Infrastructure Maintenance Trust Fund

Cumulative Project Spending through November 30, 2018

County & Project Description	Posting Date	Expense Description	Vendor	Amount
Union				
P032480				
2018 Non-Interstate NHS Program				
Non-Interstate NHS Preservation in Union County - SC 9				
Preservation				
	2018-10-23	Payment to Road & Bridge Contractors	F & R ASPHALT INC	13,100.00
	2018-11-21	Payment to Road & Bridge Contractors	F & R ASPHALT INC	184,945.18
P032480 Total				198,045.18
P032487				
2018 Federal Aid Secondary Program				
Federal Aid Secondary Preservation in Union County - S- 39				
Preservation				
	2018-10-23	Payment to Road & Bridge Contractors	F & R ASPHALT INC	36,923.67
	2018-11-19	Engineering & Architectural Services	CDM SMITH INC	302.59
	2018-11-21	Payment to Road & Bridge Contractors	F & R ASPHALT INC	124,972.34
P032487 Total				162,198.60
P032506				
2018 Non-Interstate NHS Program				
Non-Interstate NHS Preservation in Union County - SC 9				
Preservation				
	2018-10-23	Payment to Road & Bridge Contractors	F & R ASPHALT INC	13,100.00
	2018-11-19	Engineering & Architectural Services	CDM SMITH INC	260.00
	2018-11-21	Payment to Road & Bridge Contractors	F & R ASPHALT INC	171,126.19
P032506 Total				184,486.19
P033600				
2018 Non-Interstate NHS Program				
Rehab in Union County - US 176				
Rehabilitation				
	2018-10-24	Engineering & Architectural Services	CDM SMITH INC	627.59
	2018-11-21	Payment to Road & Bridge Contractors	KING ASPHALT INC	28,923.33
P033600 Total				29,550.92
P033652				
2018 Federal Aid Secondary Program				
Rehab in Union County - S- 13				
Rehabilitation				
	2018-10-24	Engineering & Architectural Services	CDM SMITH INC	562.59
	2018-11-19	Engineering & Architectural Services	CDM SMITH INC	325.00
	2018-11-21	Payment to Road & Bridge Contractors	KING ASPHALT INC	28,049.33
P033652 Total				28,936.92
P034720				
2018 Non-NHS Primary Program				
Rehab in Union County - US 176				
Rehabilitation				
	2018-11-21	Payment to Road & Bridge Contractors	KING ASPHALT INC	27,359.32
P034720 Total				27,359.32
Union Total				
				630,577.13

Infrastructure Maintenance Trust Fund

Cumulative Project Spending through November 30, 2018

County & Project Description	Posting Date	Expense Description	Vendor	Amount
Williamsburg				
P031967				
2017 Non-NHS Primary Program (Williamsburg US 521)				
Federal Aid Rehab in Williamsburg - US 521				
Rehabilitation				
	2018-10-09	Payment to Road & Bridge Contractors	PALMETTO CORP	74,137.33
	2018-10-15	Payment to Road & Bridge Contractors	PALMETTO CORP	41,000.01
P031967 Total				115,137.34
P031984				
2017 Primary Improvement Program (Williamsburg US 521)				
Primary Improvement in Williamsburg County - US 521				
Rehabilitation				
	2018-10-09	Payment to Road & Bridge Contractors	PALMETTO CORP	73,798.92
	2018-10-15	Payment to Road & Bridge Contractors	PALMETTO CORP	41,000.01
P031984 Total				114,798.93
P032407				
2018 Non-NHS Primary Program (Williamsburg US 521)				
Rehab in Williamsburg County - US 521				
Rehabilitation				
	2018-10-09	Payment to Road & Bridge Contractors	PALMETTO CORP	73,883.48
	2018-10-15	Payment to Road & Bridge Contractors	PALMETTO CORP	41,000.00
P032407 Total				114,883.48
P033586				
2018 Federal Aid Secondary Program				
Rehab in Williamsburg County - S- 52				
Rehabilitation				
	2018-10-09	Payment to Road & Bridge Contractors	PALMETTO CORP	74,235.90
	2018-10-15	Payment to Road & Bridge Contractors	PALMETTO CORP	40,999.98
P033586 Total				115,235.88
Williamsburg Total				460,055.63

Infrastructure Maintenance Trust Fund

Cumulative Project Spending through November 30, 2018

County & Project Description	Posting Date	Expense Description	Vendor	Amount
York				
P032476				
2018 Non-Interstate NHS Preservation Program				
SCDOT Federal Aid Preservation in York County - SC 161				
Preservation				
	2018-09-27	Payment to Road & Bridge Contractors	THE LANE CONSTRUCTION CORPORATION	112,414.15
	2018-10-12	Payment to Road & Bridge Contractors	THE LANE CONSTRUCTION CORPORATION	980,732.93
	2018-10-25	Engineering & Architectural Services	KCI TECHNOLOGIES INC	1,836.37
P032476 Total				1,094,983.45
P037077				
SC 72 Safety Improvements in York County				
Safety Improvements from the Chester/York County Line to near SC 324 (Highway 324 E.) - SC 72				
Safety Improvement				
	2018-06-11	Engineering & Architectural Services	INDEPENDENT MAPPING CONSULTANTS INC	19,430.89
	2018-07-20	Engineering & Architectural Services	GPI GEOSPATIAL INC	2,016.11
	2018-07-26	Engineering & Architectural Services	GPI GEOSPATIAL INC	3,226.80
	2018-09-19	Engineering & Architectural Services	GPI GEOSPATIAL INC	37,743.79
P037077 Total				62,417.59
P032481				
2018 Non-Interstate NHS Preservation Program				
SCDOT Preservation in York County - SC 161, SC 322				
Preservation				
	2018-09-27	Payment to Road & Bridge Contractors	THE LANE CONSTRUCTION CORPORATION	361,864.55
	2018-10-12	Payment to Road & Bridge Contractors	THE LANE CONSTRUCTION CORPORATION	708,129.98
	2018-10-25	Engineering & Architectural Services	KCI TECHNOLOGIES INC	6,513.85
P032481 Total				1,076,508.38
P032488				
2018 Federal Aid Secondary Preservation Program				
SCDOT Preservation in York County - S-100, S-64				
Preservation				
	2018-10-12	Payment to Road & Bridge Contractors	THE LANE CONSTRUCTION CORPORATION	409,165.90
P032488 Total				409,165.90
P033601				
2018 Non-NHS Primary Program				
Federal Aid Rehab in York County - US 21				
Rehabilitation				
	2018-11-19	Payment to Road & Bridge Contractors	LYNCHES RIVER CONTRACTING INC	56,085.00
P033601 Total				56,085.00
P033620				
2018 Non-NHS Primary Program				
Federal Aid Rehab in York County - US 21				
Rehabilitation				
	2018-11-19	Payment to Road & Bridge Contractors	LYNCHES RIVER CONTRACTING INC	55,605.00
P033620 Total				55,605.00
York Total				2,754,765.32

Infrastructure Maintenance Trust Fund

Cumulative Project Spending through November 30, 2018

County & Project Description	Posting Date	Expense Description	Vendor	Amount
District 2				
P038018				
RRSP Safety Improvements in District 2 (2018-2019)				
RRSP RW Safety Clearing in District 2 (2018-2019)				
Safety Improvement				
	2018-10-05	Other Contract Services	NATURCHEM INC	59,745.84
	2018-10-08	Highway Maintenance Contracts	WEST LAND CLEARING LLC	830.00
	2018-10-10	Highway Maintenance Contracts	WEST LAND CLEARING LLC	8,300.00
	2018-10-18	Highway Maintenance Contracts	WEST LAND CLEARING LLC	1,660.00
	2018-10-24	Highway Maintenance Contracts	WEST LAND CLEARING LLC	7,885.00
	2018-10-26	Highway Maintenance Contracts	WEST LAND CLEARING LLC	1,245.00
	2018-11-13	Highway Maintenance Contracts	WEST LAND CLEARING LLC	24,900.00
	2018-11-16	Highway Maintenance Contracts	WEST LAND CLEARING LLC	7,885.00
	2018-11-16	Other Contract Services	NATURCHEM INC	86,693.16
	2018-11-27	Highway Maintenance Contracts	WEST LAND CLEARING LLC	11,205.00
P038018 Total				210,349.00
District 2 Total				
				210,349.00

Infrastructure Maintenance Trust Fund

Cumulative Project Spending through November 30, 2018

County & Project Description	Posting Date	Expense Description	Vendor	Amount
District 3				
P038019				
RRSP Safety Improvements in District 3 (2018-2019)				
RRSP RW Safety Clearing in District 3 (2018-2019)				
Safety Improvement	2018-11-30	Highway Maintenance Contracts	WEST LAND CLEARING LLC	41,867.50
P038019 Total				41,867.50
District 3 Total				41,867.50

Infrastructure Maintenance Trust Fund

Cumulative Project Spending through November 30, 2018

County & Project Description	Posting Date	Expense Description	Vendor	Amount
Multi-County				
P037183				
2019 Pavement Program - Preliminary Engineering				
Project for the preparation of plans for Non-Interstate pavement programs.				
Administration				
	2018-05-09	Engineering & Architectural Services	HDR ENGINEERING INC OF THE CAROLI	14,120.63
	2018-06-15	Engineering & Architectural Services	HDR ENGINEERING INC OF THE CAROLI	12,939.03
	2018-08-03	Engineering & Architectural Services	HDR ENGINEERING INC OF THE CAROLI	11,477.33
	2018-08-10	Engineering & Architectural Services	HDR ENGINEERING INC OF THE CAROLI	11,552.07
	2018-11-16	Engineering & Architectural Services	HDR ENGINEERING INC OF THE CAROLI	5,272.97
P037183 Total				55,362.03
Multi-County Total				
Grand Total				54,020,359.24

Infrastructure Maintenance Trust Fund

Project Commitments as of November 30, 2018

Road Committed Values are Grouped by Project

Road Number	Road Number	Road Name	Mileage	Committed
Abbeville			27.830	\$5,328,002.25
Pavements			27.830	\$5,328,002.25
			0.910	\$569,761.04
	SC 185	185 S	0.910	
			2.270	\$1,358,047.25
	SC 185	185 S	1.400	
	SC 20 CON	Hill Rd	0.789	
	SC 20 CON	Hwy 28 Bypass	0.081	
			0.400	\$322,403.65
	S- 120	Secession Ave	0.400	
			1.570	\$659,428.90
	S- 271	Carwellyn Rd	1.570	
			0.570	\$279,682.82
	SC 72	W 72 Blvd W	0.140	
	SC 72	W 72 W	0.430	
			0.420	\$152,241.21
	SC 28 CO2	28 St N	0.019	
	SC 28 CO2	Main St N	0.401	
			5.000	\$947,499.75
	SC 72	72 E	3.280	
	SC 72	72 W	0.650	
	SC 72	Hwy 72 E	0.330	
	SC 72	Hwy 72 W	0.740	
			6.250	\$21,536.67
	SC 185	185 N	2.580	
	SC 20	20	1.510	
	SC 28	28 S	1.780	
	SC 28	Hwy 28 S	0.380	
			0.980	\$149,818.09
	S- 114	Ellis Rd	0.980	

Infrastructure Maintenance Trust Fund

Project Commitments as of November 30, 2018

Road Committed Values are Grouped by Project

Road Number	Road Number	Road Name	Mileage	Committed
			4.670	\$24,331.16
	S- 905	Hillcrest Dr	0.200	
	S- 126	Branch St	0.940	
	S- 215	Sunset Dr	0.610	
	S- 215	Miller St	0.040	
	S- 215	Elizabeth St	0.200	
	S- 370	Rosemont Ter	0.200	
	S- 371	Millwood Rd	0.500	
	S- 382	Shannon Ln	0.080	
	S- 383	Brookview Dr	0.050	
	S- 392	Adams Dr	0.240	
	S- 393	Virginia Dr	0.190	
	S- 418	Adams Dr	0.290	
	S- 433	Wilewood Rd	0.630	
	S- 903	Miller St	0.500	
			2.600	\$158,215.35
	S- 51	Stevenson Rd	2.600	
			0.160	\$209,476.61
	S- 131	Chestnut St	0.160	
			2.030	\$475,559.75
	SC 72	72 W	2.030	

Infrastructure Maintenance Trust Fund

Project Commitments as of November 30, 2018

Road Committed Values are Grouped by Project

Road Number	Road Number	Road Name	Mileage	Committed
Aiken			90.233	\$22,041,068.42
Pavements			68.233	\$18,746,868.27
			13.390	\$3,798,777.45
	SC 19	Edgefield Hwy	4.050	
	US 1	Jefferson Davis Hwy	7.220	
	US 1	Richland Ave W	2.120	
			9.612	\$1,978,845.00
	S- 120	W Buena Vista Ave	0.515	
	S- 1230	Coral Way	0.129	
	S- 1506	Lorraine Dr	0.300	
	S- 177	Barnwell Ave Ne	1.344	
	S- 177	Barnwell Ave Nw	1.518	
	S- 182	Laurens St Sw	0.246	
	S- 197	Old Edgefield Rd	1.170	
	S- 3	Park Ave Se	1.880	
	S- 406	Belair Rd	0.620	
	S- 511	Hampton Ave Ne	0.260	
	S- 567	Valley Rd	0.060	
	S- 79	Banks Mill Rd Se	1.570	
			3.109	\$602,177.46
	S- 281	West Ave	0.769	
	S- 29	Wire Rd	2.180	
	S- 36	Sweetwater Rd	0.160	
			1.420	\$549,196.04
	US 78	Charleston Hwy	0.400	
	US 78	Richland Ave E	0.020	
	US 78	Wagener Rd	0.230	
	US 25 BUS	Georgia Ave	0.770	
			0.760	\$387,461.70
	SC 230	W Martintown Rd	0.760	
			6.300	\$2,239,129.70
	R-8026		0.190	
	R-8024		0.190	
	R-8025		0.200	
	R- 8023		0.200	
	S- 1303	Croft Mill Rd	2.360	
	S- 49	Wire Rd	3.160	

IMTF Road List to be updated on a periodic basis as additional Projects are committed.

Infrastructure Maintenance Trust Fund

Project Commitments as of November 30, 2018

Road Committed Values are Grouped by Project

Road Number	Road Number	Road Name	Mileage	Committed
			11.872	\$749,430.36
	S- 52	Pine St Ne	0.160	
	S- 133	Cedar St Se	0.060	
	S- 133	Cedar St Sw	0.070	
	S- 132	Magnolia St Ne	0.160	
	S- 132	Magnolia St Nw	0.220	
	S- 221	Linden St Sw	0.130	
	S- 221	Linden St Nw	0.090	
	S- 14	Ernest Johnson Rd	3.937	
	S- 14	Center St W	0.053	
	S- 1248	Briggs St	0.110	
	S- 1251	Aldrich St Ne	0.110	
	S- 1251	Aldrich St Se	0.120	
	S- 1268	Highland Forest Dr	0.420	
	S- 1268	Lakeside Dr Sw	1.280	
	S- 135	Porter St Nw	0.220	
	S- 138	Pine St	0.120	
	S- 138	South Busbee Dr	0.400	
	S- 1428	Osbon Dr	0.750	
	S- 169	Colleton Ave Sw	0.146	
	S- 1703	Crosland Dr Ne	0.146	
	S- 1988	Thornridge Rd	0.440	
	S- 236	Henderson St Nw	0.120	
	S- 464	Jordan St Nw	0.130	
	S- 732	Depot Ave Se	0.230	
	S- 732	Depot Ave Ne	0.733	
	S- 732	Cooper Pond Rd	1.177	
	S- 88	Duncan St Ne	0.110	
	S- 88	Duncan St Se	0.230	
			8.070	\$2,962,598.44
	US 278	Williston Rd	5.970	
	SC 125	Atomic Rd	2.100	
			13.700	\$5,479,252.12
	SC 19	S Main St	1.850	
	SC 19	N Main St	1.130	
	SC 19	Whiskey Rd	2.500	
	US 78	Charleston Hwy	6.988	
	US 78	Middleton Dr N	1.232	
			22.000	\$3,294,200.15
			11.000	\$3,284,200.15
	US 1	Columbia Hwy N	11.000	
			11.000	\$10,000.00
	US 1	Columbia Hwy N	11.000	

IMTF Road List to be updated on a periodic basis as additional Projects are committed.

Infrastructure Maintenance Trust Fund

Project Commitments as of November 30, 2018

Road Committed Values are Grouped by Project

Road Number	Road Number	Road Name	Mileage	Committed
Allendale			38.040	\$4,585,234.40
Pavements			38.040	\$4,585,234.40
			1.660	\$1,180,530.14
	US 278	Allendale-Fairfax Hwy	1.660	
			1.280	\$396,558.78
	S- 22	Bluff Rd	0.670	
	S- 18	Mixons Corner Rd	0.610	
			3.860	\$265,601.39
	SC 3	River Rd	3.860	
			3.870	\$440,955.53
	US 301	Burtons Ferry Hwy	3.870	
			0.860	\$83,561.67
	S- 22	Bluff Rd	0.860	
			19.300	\$90,835.05
	SC 125	Augusta Hwy	19.300	
			1.070	\$198,684.37
	S- 18	7Th St W	0.510	
	S- 8	Memorial Ave S	0.250	
	S- 8	Memorial Ave N	0.310	
			2.020	\$560,445.73
	S- 22	Bluff Rd	2.020	
			0.830	\$494,367.33
	US 278	Allendale-Fairfax Hwy	0.830	
			0.890	\$577,595.95
	US 301	Main St S	0.890	
			2.400	\$296,098.46
	US 301	Burtons Ferry Hwy	2.400	

IMTF Road List to be updated on a periodic basis as additional Projects are committed.

Infrastructure Maintenance Trust Fund

Project Commitments as of November 30, 2018

Road Committed Values are Grouped by Project

Road Number	Road Number	Road Name	Mileage	Committed
Anderson			92.439	\$13,731,876.01
Pavements			74.049	\$13,121,644.61
			6.580	\$4,922,603.32
	US 76	Belton Hwy	4.185	
	US 76	Anderson St	2.395	
			3.410	\$2,821,993.50
	SC 81	Highway 81 S	1.210	
	SC 81	S Murray Av	1.570	
	US 178	Liberty Hwy	0.630	
			1.320	\$971,712.52
	US 76	E River St	1.320	
			2.150	\$43,041.80
	SC 28	Pearman Dairy Rd	2.150	
			1.530	\$14,598.69
	S- 65	Highway 81 S	0.020	
	S- 65	Masters Blvd	1.510	
			4.260	\$932,188.46
	US 76	Belton Honea Path Hwy	3.703	
	US 76	S Main St	0.557	
			3.180	\$521,034.98
	S- 34	Whitehall Rd	3.180	
			5.150	\$2,520,536.36
	S- 29	Lebanon Rd	2.180	
	S- 29	Concord Rd	0.140	
	S- 29	Harris Bridge Rd	2.830	
			27.484	\$131,617.88
	S- 103	Old Asbury Rd	0.390	
	S- 34	Whitehall Rd	1.070	
	S- 485	Three And Twenty Rd	4.474	
	S- 485	St Paul Rd	1.770	
	S- 62	Mcgee Rd	1.380	
	S- 54	Big Creek Rd	1.550	
	S- 54	N Hamilton St	0.760	
	S- 54	Palmetto Rd	1.180	
	S- 74	Three Bridges Rd	3.020	
	S- 143	River Rd	2.970	
	S- 143	Old Anderson Rd	0.810	
	S- 81	Shady Grove Rd	7.250	
	S- 520	Standridge Rd	0.860	
			2.955	\$33,063.80

IMTF Road List to be updated on a periodic basis as additional Projects are committed.

Infrastructure Maintenance Trust Fund

Project Commitments as of November 30, 2018

Road Committed Values are Grouped by Project

Road Number	Road Number	Road Name	Mileage	Committed
	S- 1164	East West Pkwy	2.955	
			6.220	\$30,975.56
	S- 52	Piedmont Rd	1.540	
	S- 52	Powersville Main	0.720	
	S- 52	Powersville Main	0.140	
	S- 81	Broadmouth Church Rd	1.380	
	S- 67	Earl Shirley Rd	2.440	
			4.650	\$58,674.12
	SC 153	Highway 153	3.385	
	SC 153	Highway 153	1.265	
			5.160	\$119,603.62
	S- 85	Manning Rd	3.360	
	S- 439	Mike Mcconnell Av	1.800	
Rural Road Safety			18.390	\$610,231.40
			4.590	\$600,231.40
	SC 24	Highway 24	1.040	
	SC 24	Highway 24	3.550	
			13.800	\$10,000.00
	US 29	Highway 29 N	13.611	
	US 29		0.189	

Infrastructure Maintenance Trust Fund

Project Commitments as of November 30, 2018

Road Committed Values are Grouped by Project

Road Number	Road Number	Road Name	Mileage	Committed
Bamberg			65.240	\$5,959,984.24
Pavements			65.240	\$5,959,984.24
			0.640	\$345,489.83
	US 78	Heritage Hwy	0.640	
			0.750	\$553,014.77
	US 301	Main Hwy	0.450	
	US 78	Heritage Hwy	0.300	
			4.390	\$1,192,114.62
	US 78	Heritage Hwy	4.390	
			1.960	\$594,460.90
	S- 18	Farrells Rd	1.960	
			2.350	\$279,579.29
	US 301	Main Hwy	2.350	
			8.500	\$531,087.48
	SC 64	Low Country Hwy	2.430	
	SC 362	Hunters Chapel Rd	6.070	
			3.060	\$197,712.13
	S- 86	Char-Augusta Rd	3.060	
			16.200	\$78,749.70
	SC 362	Hunters Chapel Rd	12.110	
	SC 70	Barnwell Hwy	3.950	
	US 78 CON		0.140	
			17.660	\$98,846.47
	US 301	Main Hwy	1.610	
	US 321	Carolina Hwy	2.800	
	US 78	Heritage Hwy	13.250	
			3.190	\$314,893.73
	S- 317	Arbor St	0.180	
	S- 68	Hemlock Ave	0.170	
	S- 223	Rome Ave	0.490	
	S- 153	Mimosa St	0.412	
	S- 153	Acacia St	0.088	
	S- 180	Fredrick St	0.630	
	S- 239	Presbyterian St	0.320	
	S- 261	Hayne St	0.230	
	S- 352	Sato Ave	0.510	
	S- 636	Lilly St	0.160	

IMTF Road List to be updated on a periodic basis as additional Projects are committed.

Infrastructure Maintenance Trust Fund

Project Commitments as of November 30, 2018

Road Committed Values are Grouped by Project

Road Number	Road Number	Road Name	Mileage	Committed
			2.230	\$733,567.57
	S- 62	Second St	0.060	
	S- 18	Farrells Rd	1.370	
	S- 167	Bridge St	0.800	
			1.490	\$774,334.48
	US 321	Carolina Hwy	1.490	
			1.470	\$122,157.36
	S- 26	Voorhees Rd	1.470	
			1.350	\$143,975.91
	US 301	Main Hwy	1.350	

IMTF Road List to be updated on a periodic basis as additional Projects are committed.

Infrastructure Maintenance Trust Fund

Project Commitments as of November 30, 2018

Road Committed Values are Grouped by Project

Road Number	Road Number	Road Name	Mileage	Committed
Barnwell			42.119	\$6,407,180.98
Pavements			42.119	\$6,407,180.98
			0.200	\$160,075.67
	US 78	Dexter St	0.200	
			1.320	\$693,854.76
	SC 3	Solomon Blatt Ave	1.320	
			0.250	\$233,285.76
	US 78	Dexter St	0.250	
			2.920	\$790,865.35
	US 78	Main St	1.412	
	US 78	Hwy 78	1.508	
			3.680	\$901,449.49
	S- 20	Patterson Mill Rd	3.680	
			1.750	\$808,634.79
	US 278	Dunbarton Blvd	0.200	
	US 278	Jackson St	1.550	
			6.290	\$387,164.16
	US 78	Hwy 78	4.859	
	US 78	Dexter St	1.431	
			1.030	\$126,741.70
	S- 156	Calhoun St	1.030	
			16.710	\$114,050.62
	SC 64	Dunbarton Blvd	3.650	
	SC 64	Hwy 64	2.330	
	US 278	Jackson St	0.120	
	US 278	Marlboro Ave	1.150	
	US 278	Hwy 278	0.040	
	SC 70	Main St	0.800	
	SC 70	Allen St	1.060	
	SC 70	Hwy 70	6.056	
	SC 70	Barnwell Rd	0.694	
	SC 70	Denmark Rd	0.810	

IMTF Road List to be updated on a periodic basis as additional Projects are committed.

Infrastructure Maintenance Trust Fund

Project Commitments as of November 30, 2018

Road Committed Values are Grouped by Project

Road Number	Road Number	Road Name	Mileage	Committed
			2.099	\$233,041.16
	S- 1	Burr St	0.230	
	S- 41	Reynolds Rd	0.090	
	S- 154	Main St	0.090	
	S- 154	Perry St	0.099	
	S- 221	Cemetary Rd	0.110	
	S- 26	Franklin St	0.350	
	S- 27	Academy St	0.510	
	S- 321	Ingle St	0.150	
	S- 651	Caro Kee Ln	0.220	
	S- 651	Hiott St	0.250	
			1.990	\$725,854.98
	S- 113	Barnwell Rd	0.230	
	S- 113	West St	0.240	
	S- 157	Hagood Ave	1.520	
			3.880	\$1,232,162.54
	US 278	Hwy 278	3.880	

Infrastructure Maintenance Trust Fund

Project Commitments as of November 30, 2018

Road Committed Values are Grouped by Project

Road Number	Road Number	Road Name	Mileage	Committed
Beaufort			20.866	\$6,040,307.98
Pavements			20.866	\$6,040,307.98
			2.810	\$1,732,955.90
	SC 46	May River Rd	2.810	
			1.080	\$1,010,791.50
	S- 29	Buck Island Rd	1.080	
			2.600	\$24,670.25
	US 21	Sea Island Pkwy	1.330	
	US 21 BUS	Carteret St	0.009	
	US 21 BUS	Sea Island Pkwy	1.261	
			4.096	\$65,780.66
	US 278	Fording Island Rd	4.096	
			1.740	\$817,090.24
	US 278	Fording Island Rd	1.740	
			1.320	\$423,804.55
	US 21	Sea Island Pkwy	1.320	
			2.400	\$244,109.07
	S- 141	Squire Pope Rd	1.300	
	S- 482	Gum Tree Rd	1.100	
			2.670	\$291,533.92
	S- 62	Craven St	0.100	
	S- 610	Arrow Rd	0.252	
	S- 610	Archer Rd	0.158	
	S- 107	Pigeon Point Rd	0.410	
	S- 594	Bay Pines Rd	1.640	
	S- 625	Office Way	0.110	
			1.210	\$731,758.63
	S- 71	Clarendon Rd	0.860	
	S- 524	Arrow Rd	0.190	
	S- 524	Target Rd	0.160	
			0.940	\$697,813.26
	US 21	Trask Pkwy	0.940	

IMTF Road List to be updated on a periodic basis as additional Projects are committed.

Infrastructure Maintenance Trust Fund

Project Commitments as of November 30, 2018

Road Committed Values are Grouped by Project

Road Number	Road Number	Road Name	Mileage	Committed
Berkeley			71.950	\$12,805,202.72
Pavements			41.820	\$11,709,354.80
			7.500	\$2,741,839.57
	S- 317	Forest Lawn Av	0.070	
	S- 317	Giles Dr	0.566	
	S- 317	Matheny Dr	0.474	
	S- 317	Price St	0.400	
	S- 339	Parish Rd	0.210	
	S- 403	Henderson Dr	0.330	
	S- 485	Cranford Rd	0.440	
	S- 495	Garwood Rd	0.340	
	S- 50	Oakley Rd	3.010	
	S- 748	Harbour Lake Dr	0.910	
	S- 810	Summit Av	0.750	
			1.690	\$991,848.75
	S- 59	Poplar Hill Dr	0.660	
	S- 59		1.030	
			3.180	\$1,848,189.00
	SC 402	Hwy 402	3.180	
			3.510	\$929,565.04
	US 52	N Hwy 52	2.100	
	US 52		0.036	
	US 52	S Goose Creek Blvd	0.774	
	US 52	N Goose Creek Blvd	0.600	
			12.230	\$1,030,723.93
	SC 6	Old Highway 6	6.391	
	SC 6	Ranger Dr	5.100	
	SC 6	Trojan Rd	0.079	
	SC 6	Hwy 6	0.660	
			3.450	\$337,089.85
	S- 16	Jedburg Rd	3.450	
			4.460	\$55,097.44
	US 52	N Hwy 52	4.460	
			2.640	\$364,760.41
	S- 1041	Roma Rd	0.060	
	S- 1098	General Moultrie Dr	0.900	
	S- 1098	Canal St	0.290	
	S- 291	Longridge Rd	1.200	
	S- 648	Otranto Blvd	0.150	
	S- 653	Andrea Ct	0.040	
			0.600	\$942,633.56

IMTF Road List to be updated on a periodic basis as additional Projects are committed.

Infrastructure Maintenance Trust Fund

Project Commitments as of November 30, 2018

Road Committed Values are Grouped by Project

Road Number	Road Number	Road Name	Mileage	Committed
	S- 1093	Crowfield Blvd	0.600	
			2.560	\$2,467,607.25
	US 52	Hwy 52	2.560	
Rural Road Safety			30.130	\$1,095,847.92
			10.000	\$114,320.35
	US 17 ALT	N Hwy 17A	9.445	
	US 17 ALT	N Hwy 52	0.555	
			10.000	\$906,527.57
	SC 6	Old Highway 6	6.391	
	SC 6	Ranger Dr	3.530	
	SC 6	Trojan Rd	0.079	
			10.130	\$75,000.00
	US 17 ALT	N Hwy 17A	8.470	
	US 17 ALT	Hwy 41	1.660	

Infrastructure Maintenance Trust Fund

Project Commitments as of November 30, 2018

Road Committed Values are Grouped by Project

Road Number	Road Number	Road Name	Mileage	Committed
Calhoun			27.030	\$4,856,323.09
Pavements			27.030	\$4,856,323.09
			5.450	\$992,363.42
	SC 267	Mccords Ferry Rd	5.450	
			1.780	\$635,345.36
	S- 31	Old Sandy Run Rd	1.780	
			1.970	\$497,562.04
	US 601	Colonel Thomson Hwy	1.970	
			1.300	\$134,676.20
	US 601	Colonel Thomson Hwy	0.384	
	US 601	Saint Matthews Rd	0.280	
	US 601	Harry C Raysor Dr	0.636	
			4.200	\$304,399.31
	US 176	Old State Rd	3.120	
	SC 419	Fort Motte Rd	1.080	
			1.440	\$114,506.38
	S- 122	Riley Rd	1.440	
			1.000	\$93,532.95
	S- 31	Old Sandy Run Rd	1.000	
			2.120	\$220,311.00
	US 601	Colonel Thomson Hwy	2.120	
			1.380	\$487,656.55
	S- 203	Old River Rd	1.380	
			3.260	\$285,452.15
	S- 47	Dantzler St	0.750	
	S- 94	Cemetery Rd	0.700	
	S- 57	Richland Ave	0.490	
	S- 58	Butler St	0.920	
	S- 93	First St	0.400	
			3.130	\$1,090,517.73
	US 176	Old State Rd	0.830	
	US 21	Columbia Rd	2.300	

IMTF Road List to be updated on a periodic basis as additional Projects are committed.

Infrastructure Maintenance Trust Fund

Project Commitments as of November 30, 2018

Road Committed Values are Grouped by Project

Road Number	Road Number	Road Name	Mileage	Committed
Charleston			85.976	\$16,336,127.77
Pavements			70.540	\$15,922,375.88
			10.320	\$3,691,437.53
	S- 1187	Midland Park Rd	0.090	
	S- 1485	Waites Dr	0.130	
	S- 1518	Kinglet Dr	0.320	
	S- 1682	Saul White Blvd	0.150	
	S- 1687	Minnie St	0.190	
	S- 176	Chesterfield Rd	0.280	
	S- 1882	Langston St	0.240	
	S- 1949	Paulette Dr	0.150	
	S- 1972	Scott Hill Rd	0.500	
	S- 216	Moultrie St	0.120	
	S- 216	Fairmont Ave	0.480	
	S- 2268	Nassau St	0.380	
	S- 244	W Hudson Av	0.150	
	S- 244	E Hudson Ave	0.790	
	S- 281	Dobson St	0.250	
	S- 282	Sumner Av	1.120	
	S- 306	Briarcliff Dr	0.230	
	S- 31	Reynolds Av	0.190	
	S- 311	Pearlott St	0.470	
	S- 312	Pinckney Park Dr	0.530	
	S- 604	Kruger Ave	0.230	
	S- 62	W Montague Ave	0.830	
	S- 662	Charlotte St	0.150	
	S- 664	Market St	0.100	
	S- 696	Stafford Rd	0.295	
	S- 696		0.075	
	S- 733	Evergreen St	0.150	
	S- 756	Eugene Gibbs St	0.070	
	S- 798	Shelton St	0.240	
	S- 877	Limehouse St	0.100	
	S- 888	Peachtree St	0.150	
	S- 936		0.013	
	S- 936	Burlington Ave	0.127	
	S- 940	Hillsboro Dr	0.130	
	S- 947	William Kennerty Dr	0.510	
	S- 948	Bur Clare Dr	0.390	
			5.420	\$3,356,377.52
	US 17	N Highway 17	5.420	
			1.790	\$1,227,319.96
	S- 13	Remount Rd	1.790	

IMTF Road List to be updated on a periodic basis as additional Projects are committed.

Infrastructure Maintenance Trust Fund

Project Commitments as of November 30, 2018

Road Committed Values are Grouped by Project

Road Number	Road Number	Road Name	Mileage	Committed
			14.670	\$1,198,436.03
	SC 61	Ashley River Rd	0.810	
	SC 700	Maybank Hwy	13.590	
	SC 700		0.010	
	SC 700	Folly Road Blvd	0.260	
			3.830	\$721,255.86
	SC 61	Ashley River Rd	1.570	
	SC 61	Paul Cantrell Blvd	0.090	
	SC 61	Saint Andrews Blvd	1.590	
	SC 7	Sam Rittenberg Blvd	0.580	
			3.830	\$48,747.51
	SC 61	Ashley River Rd	1.570	
	SC 61	Paul Cantrell Blvd	0.090	
	SC 61	Saint Andrews Blvd	1.590	
	SC 7	Sam Rittenberg Blvd	0.580	
			12.510	\$62,818.32
	SC 61	Ashley River Rd	0.810	
	SC 700	Maybank Hwy	11.690	
	SC 700		0.010	
			1.200	\$8,894.63
	S- 72	Whipple Rd	1.200	
			5.730	\$524,103.21
	S- 72	Whipple Rd	1.200	
	S- 1032	Steed Creek Rd	4.530	
			0.870	\$500,000.00
	SC 703	Coleman Blvd	0.870	
			1.780	\$948,688.34
	S- 104	King St	0.850	
	S- 107	Meeting St	0.930	
			3.700	\$480,536.58
	S- 636	Storage Rd	1.410	
	S- 636	Parishville Rd	1.340	
	S- 1159	Quigley Rd	0.950	
			3.160	\$1,792,100.00
	SC 165	Highway 165	3.160	
			1.730	\$1,361,660.39
	US 17	Savannah Hwy	1.730	
Rural Road Safety			15.420	\$403,751.89

IMTF Road List to be updated on a periodic basis as additional Projects are committed.

Infrastructure Maintenance Trust Fund

Project Commitments as of November 30, 2018

Road Committed Values are Grouped by Project

Road Number	Road Number	Road Name	Mileage	Committed
			5.420	\$383,751.89
	US 17	N Highway 17	5.420	
			10.000	\$20,000.00
	US 17	N Highway 17	10.000	
			0.016	\$10,000.00
Bridges			0.016	\$10,000.00
	SC 165	Highway 165	0.016	

Infrastructure Maintenance Trust Fund

Project Commitments as of November 30, 2018

Road Committed Values are Grouped by Project

Road Number	Road Number	Road Name	Mileage	Committed
Cherokee			45.776	\$109,207,494.05
Pavements			24.640	\$7,516,373.17
			1.050	\$617,735.55
	S- 39	S Green River Rd	1.050	
			5.700	\$781,054.71
	SC 198	N Mountain St	2.660	
	US 221 ALT	Cliffside Hwy	3.040	
			1.610	\$226,018.65
	S- 83	Blacksburg Hwy	1.169	
	S- 83	W Carolina St	0.441	
			1.940	\$774,113.41
	US 29	E Cherokee St	1.940	
			2.620	\$1,003,483.57
	US 29	E Cherokee St	2.620	
			2.450	\$1,114,247.02
	S- 223	Possum Trot Rd	2.450	
			1.430	\$755,129.13
	SC 150	Holland St	0.170	
	SC 150	Providence Rd	1.260	
			3.290	\$496,881.29
	S- 133	Twin Lake Rd	1.960	
	S- 238	Edgewater Dr	1.330	
			2.770	\$1,508,233.51
	S- 223	Possum Trot Rd	1.310	
	S- 57	Piedmont Rd	1.460	
			1.780	\$239,476.33
	S- 83	Blacksburg Hwy	1.780	
Rural Road Safety			6.916	\$136,620.88
			6.916	\$136,620.88
	US 29	Old Georgia Hwy	6.916	
Interstate Upgrade			14.220	\$101,554,500.00
			14.220	\$101,554,500.00
	I- 85	Interstate 85	14.220	

IMTF Road List to be updated on a periodic basis as additional Projects are committed.

Infrastructure Maintenance Trust Fund

Project Commitments as of November 30, 2018

Road Committed Values are Grouped by Project

Road Number	Road Number	Road Name	Mileage	Committed
Chester			34.560	\$12,115,717.46
Pavements			25.460	\$12,040,717.46
			1.570	\$2,382,347.99
	US 21	Catawba River Rd	1.570	
			2.050	\$1,116,964.79
	S- 70	Westbrook Rd	2.050	
			0.660	\$231,719.33
	SC 9	Lancaster Hwy	0.660	
			1.630	\$212,224.03
	S- 194	Hillbright Rd	1.000	
	S- 329	Mccandless Rd	0.630	
			1.990	\$1,499,938.49
	SC 9	Lancaster Hwy	1.990	
			5.640	\$2,294,067.10
	SC 72	West End Rd	5.640	
			2.290	\$860,563.16
	S- 171	Mtn Lakes Rd	2.290	
			0.770	\$287,392.92
	SC 9	Lancaster Hwy	0.770	
			2.490	\$352,807.68
	S- 186	Cedarhurst Rd	2.480	
	S- 186	Median	0.010	
			1.410	\$710,253.42
	S- 1	Old York Rd	0.426	
	S- 1	York St	0.984	
			4.960	\$2,092,438.55
	SC 72	West End Rd	4.960	
Rural Road Safety			9.100	\$75,000.00
			9.100	\$75,000.00
	SC 97	Great Falls Hwy	7.700	
	SC 97	Francis Ave	1.400	

IMTF Road List to be updated on a periodic basis as additional Projects are committed.

Infrastructure Maintenance Trust Fund

Project Commitments as of November 30, 2018

Road Committed Values are Grouped by Project

Road Number	Road Number	Road Name	Mileage	Committed
Chesterfield			51.787	\$21,534,776.71
Pavements			47.987	\$21,484,776.71
			1.630	\$3,094,412.46
	SC 9	Mcgregor St	0.540	
	US 601	Highway 9	0.110	
	US 601	Mcgregor St	0.980	
			0.430	\$267,105.56
	S- 341	Windsor Dr	0.430	
			9.760	\$2,190,961.13
	S- 103	Austin Rd	1.820	
	S- 105	Dudley Rd	3.710	
	S- 136	Elizabeth Academy Rd	0.590	
	S- 274	Brewer Cir	0.188	
	S- 274	Joseph St	0.002	
	S- 601	Bay Springs Church Rd	1.970	
	S- 68	Will Evans Rd	1.480	
			1.110	\$388,253.29
	SC 151	William Harold Ingram	0.300	
	SC 151	Harold Ingram Hwy	0.804	
	SC 151	Highway 151	0.006	
			1.460	\$398,890.77
	SC 151	William Harold Ingram	0.301	
	SC 151	Highway 151	1.159	
			2.240	\$109,812.44
	S- 600	Shiloh Acres Rd	2.240	
			2.770	\$1,798,031.51
	SC 9	Market St	0.140	
	US 1	Market St	0.730	
	US 1	Seventh St	0.470	
	US 1	Highway 1	1.430	
			3.390	\$2,291,806.91
	SC 9	Highway 9	0.140	
	SC 9	Chesterfield Hwy	2.360	
	US 1	Highway 1	0.890	
			4.870	\$1,290,889.49
	S- 71	Airport Rd	4.870	
			1.717	\$157,000.57
	S- 159	Woodward Mill Rd	1.717	
			4.830	\$2,026,503.55

IMTF Road List to be updated on a periodic basis as additional Projects are committed.

Infrastructure Maintenance Trust Fund

Project Commitments as of November 30, 2018

Road Committed Values are Grouped by Project

Road Number	Road Number	Road Name	Mileage	Committed
	US 1	Highway 1	4.130	
	SC 151	Highway 151	0.700	
			7.570	\$5,904,401.84
	SC 9	Highway 9	1.350	
	SC 9	Mcgregor St	0.500	
	SC 151	Highway 151	5.720	
			1.520	\$1,005,786.57
	S- 155	Marion St	0.200	
	S- 205	Church St	0.120	
	S- 205	Front St	0.530	
	S- 86	Church St	0.670	
			3.870	\$475,720.91
	S- 56	Hough Rd	3.870	
			0.820	\$85,199.71
	S- 147	State Rd	0.520	
	S- 147	Murray Dr	0.300	
			3.800	\$50,000.00
			3.800	\$50,000.00
	SC 9	Highway 9	3.690	
	SC 9		0.110	

Infrastructure Maintenance Trust Fund

Project Commitments as of November 30, 2018

Road Committed Values are Grouped by Project

Road Number	Road Number	Road Name	Mileage	Committed
Clarendon			42.150	\$7,108,472.68
Pavements			42.150	\$7,108,472.68
			4.090	\$1,285,270.39
	S- 102	Buff Blvd	0.750	
	S- 127	Bill Davis Rd	3.340	
			4.100	\$1,173,013.66
	US 15	Bethel Hwy	1.340	
	US 15	Scott Ave	0.180	
	US 15	Summerton Hwy	2.580	
			7.020	\$1,090,773.87
	US 301	Sumter Hwy	1.170	
	US 301	N Brooks St	0.150	
	US 521	Sumter Hwy	5.700	
			2.410	\$165,290.65
	S- 345	White Oak Dr	2.410	
			3.210	\$274,078.79
	S- 132	Sandhill Rd	3.210	
			3.880	\$970,364.89
	S- 62	Loss Brook Rd	3.880	
			3.590	\$1,003,199.11
	US 15	Summerton Hwy	3.590	
			3.050	\$93,784.00
	S- 14	Rev Jw Carter Rd	3.050	
			2.720	\$412,306.31
	US 378	Clarence Coker Hwy	2.720	
			8.080	\$640,391.01
	US 521	Greeleyville Hwy	8.080	

IMTF Road List to be updated on a periodic basis as additional Projects are committed.

Infrastructure Maintenance Trust Fund

Project Commitments as of November 30, 2018

Road Committed Values are Grouped by Project

Road Number	Road Number	Road Name	Mileage	Committed
Colleton			37.747	\$7,919,483.13
Pavements			14.670	\$6,274,787.53
			2.920	\$1,407,009.77
	SC 64	Charleston Hwy	2.153	
	SC 64	Hampton St	0.767	
			2.230	\$1,019,690.83
	SC 303	Green Pond Hwy	2.230	
			1.680	\$1,261,378.27
	SC 64	Hampton St	0.510	
	SC 64	Bells Hwy	0.320	
	SC 64	Robertson Blvd	0.850	
			2.530	\$1,119,248.69
	S- 65	Coolers Dairy Rd	2.530	
			1.200	\$604,567.50
	SC 303	Green Pond Hwy	1.200	
			2.340	\$557,213.60
	US 17 ALT	Cottageville Hwy	1.580	
	SC 64 BUS	Bells Hwy	0.760	
			1.770	\$305,678.87
	S- 754	Tuskegee Airmen Dr	1.770	
Rural Road Safety			22.997	\$229,809.60
			13.251	\$100,000.00
	SC 64	Charleston Hwy	13.203	
	SC 64	Hampton St	0.048	
			9.746	\$129,809.60
	SC 303	Green Pond Hwy	9.746	
Bridges			0.080	\$1,414,886.00
			0.040	\$708,215.00
	S- 74	Mill Pond Rd	0.040	
			0.040	\$706,671.00
	S- 74	Mill Pond Rd	0.040	

IMTF Road List to be updated on a periodic basis as additional Projects are committed.

Infrastructure Maintenance Trust Fund

Project Commitments as of November 30, 2018

Road Committed Values are Grouped by Project

Road Number	Road Number	Road Name	Mileage	Committed
Darlington			45.830	\$10,376,167.75
Pavements			45.830	\$10,376,167.75
			1.910	\$1,162,142.19
	SC 34	E Bobo Newsom Hwy	0.500	
	SC 34	Harry Byrd Hwy	1.410	
			3.420	\$1,218,225.92
	S- 23	W Old Camden Rd	3.420	
			1.660	\$270,071.30
	US 52	S Main St	1.660	
			2.060	\$804,035.45
	US 15 BUS	S Fifth St	2.060	
			24.920	\$392,038.91
	S- 102	Fourteenth St	3.020	
	S- 13	S Center Rd	1.230	
	S- 13	N Center Rd	13.280	
	S- 35	S Charleston Rd	2.600	
	S- 65	High Point Rd	1.110	
	S- 16	Kelleybridge Rd	2.400	
	S- 54	Southborough Rd	1.280	
			1.560	\$1,364,832.85
	S- 10	W Home Av	1.560	
			4.100	\$520,134.96
	S- 39	New Market Rd	2.080	
	S- 824	Whippoorwill Rd	2.020	
			3.350	\$3,121,740.25
	SC 34	Harry Byrd Hwy	3.350	
			2.850	\$1,522,945.92
	US 401	Davis St	2.850	

IMTF Road List to be updated on a periodic basis as additional Projects are committed.

Infrastructure Maintenance Trust Fund

Project Commitments as of November 30, 2018

Road Committed Values are Grouped by Project

Road Number	Road Number	Road Name	Mileage	Committed
Dillon			15.139	\$5,241,058.88
Pavements			15.139	\$5,241,058.88
			1.090	\$1,269,564.89
	SC 38	Hwy 38 W	1.090	
			2.610	\$791,905.44
	S- 130	S 4Th Ave	0.430	
	S- 39	W Main St	1.310	
	S- 78	E Calhoun St	0.870	
			0.920	\$389,898.18
	SC 38	Hwy 38 E	0.920	
			3.380	\$559,660.79
	SC 41	Hwy 41 S	3.380	
			1.740	\$282,763.32
	S- 48	Bethel Rd	1.740	
			1.900	\$646,623.93
	S- 23	Harllees Bridge Rd	1.900	
			2.579	\$267,056.39
	S- 482	Homelight Rd	0.590	
	S- 481	S Longstreet Rd	1.829	
	S- 481	Homelight Rd	0.160	
			0.920	\$1,033,585.94
	SC 38	Hwy 38 W	0.920	

IMTF Road List to be updated on a periodic basis as additional Projects are committed.

Infrastructure Maintenance Trust Fund

Project Commitments as of November 30, 2018

Road Committed Values are Grouped by Project

Road Number	Road Number	Road Name	Mileage	Committed
Dorchester			35.217	\$10,623,963.61
Pavements			26.110	\$9,857,653.39
			1.570	\$1,121,045.28
	SC 173	School St	1.570	
			4.770	\$2,035,996.23
	S- 155	E 2Nd St N	0.300	
	S- 155	W 2Nd St N	0.640	
	S- 186	E 4Th St N	0.200	
	S- 186	W 4Th St N	0.730	
	S- 188	E 1St St N	0.310	
	S- 188	W 1St St N	0.620	
	S- 197	E 3Rd St S	0.200	
	S- 197	W 3Rd St S	0.200	
	S- 208	N Magnolia St	0.890	
	S- 208	S Magnolia St	0.090	
	S- 357	W 1St St N	0.590	
			2.140	\$1,158,676.98
	US 78	Johnston Ave	0.524	
	US 78	Badham Dr	1.616	
			1.960	\$822,572.46
	S- 19	Wire Rd	1.960	
			4.410	\$534,015.72
	US 17 ALT	S Main St	0.980	
	US 17 ALT		0.010	
	US 17 ALT	Boone Hill Rd	1.550	
	US 78	W 5Th St N	1.870	
			3.280	\$434,945.04
	US 178	W Main St	3.280	
			0.400	\$96,467.15
	S- 22	Orangeburg Rd	0.400	
			1.870	\$799,489.45
	S- 19	Wire Rd	1.870	
			1.630	\$956,987.29
	SC 27	Church St	0.542	
	SC 27	Givhans Rd	0.010	
	SC 27	Ridgeville Rd	1.078	
			4.080	\$1,897,457.79
	US 78	Dorange Rd	3.565	
	US 78	Johnston Ave	0.515	

IMTF Road List to be updated on a periodic basis as additional Projects are committed.

Infrastructure Maintenance Trust Fund

Project Commitments as of November 30, 2018

Road Committed Values are Grouped by Project

Road Number	Road Number	Road Name	Mileage	Committed
Rural Road Safety			9.107	\$766,310.22
			9.107	\$766,310.22
	US 17 ALT	Us 17-A Hwy S	9.107	

Infrastructure Maintenance Trust Fund

Project Commitments as of November 30, 2018

Road Committed Values are Grouped by Project

Road Number	Road Number	Road Name	Mileage	Committed
Edgefield			79.525	\$12,461,166.56
Pavements			58.220	\$11,773,807.28
			4.300	\$2,576,407.04
	SC 19	Hill St	0.034	
	SC 19	Hwy 19	4.266	
			4.670	\$1,441,412.83
	US 25	Hwy 25 N	4.670	
			3.120	\$1,155,495.29
	S- 39	Old Chappell Ferry Rd	3.120	
			2.450	\$798,345.85
	US 25	Hwy 25 N	2.450	
			3.000	\$1,394,422.72
	S- 143	Garrett Rd	3.000	
			2.320	\$866,984.71
	SC 430	Crest Rd	2.140	
	SC 430 CON	Crest Rd	0.070	
	SC 430 CON	Meeting St Rd	0.110	
			3.790	\$347,127.60
	SC 230	W Martintown Rd	3.790	
			2.830	\$269,338.55
	S- 35	Walker Rd	2.830	
			4.920	\$34,616.11
	S- 21	Long Cane Rd	2.470	
	S- 40	Country Club Rd	2.060	
	S- 40	Star Rd	0.390	
			3.080	\$143,107.42
	US 25	Augusta Rd	3.080	
			16.180	\$71,362.81
	US 378	Hill St	0.400	
	US 378	Hwy 378 W	6.320	
	US 378	Hwy 378 E	9.460	
			2.900	\$280,964.65
	S- 35	Walker Rd	2.900	
			2.180	\$993,577.81
	S- 143	Garrett Rd	2.180	
			2.480	\$1,400,643.89

IMTF Road List to be updated on a periodic basis as additional Projects are committed.

Infrastructure Maintenance Trust Fund

Project Commitments as of November 30, 2018

Road Committed Values are Grouped by Project

Road Number	Road Number	Road Name	Mileage	Committed
	SC 230	Martintown Rd	2.480	
Rural Road Safety			21.305	\$687,359.28
			4.670	\$320,618.48
	US 25	Hwy 25 N	4.670	
			1.760	\$122,724.92
	US 25	Hwy 25 N	1.760	
			2.450	\$169,015.88
	US 25	Hwy 25 N	2.450	
			12.425	\$75,000.00
	US 25	Hwy 25 N	10.700	
	US 25		1.725	

IMTF Road List to be updated on a periodic basis as additional Projects are committed.

Infrastructure Maintenance Trust Fund

Project Commitments as of November 30, 2018

Road Committed Values are Grouped by Project

Road Number	Road Number	Road Name	Mileage	Committed
Fairfield			19.580	\$7,311,249.91
Pavements			19.580	\$7,311,249.91
			2.360	\$2,090,968.27
	SC 215	State Highway 215 S	2.360	
			2.030	\$921,095.67
	S- 159	Longleaf Rd	1.250	
	S- 82	W Calhoun St	0.780	
			3.210	\$511,189.72
	SC 200	State Highway 200	2.770	
	SC 200	Hwy 200	0.440	
			0.960	\$114,532.94
	S- 30	E Peach Rd	0.960	
			2.590	\$2,102,403.82
	SC 215	State Highway 215 S	2.590	
			2.750	\$1,020,582.50
	S- 70	Reservoir Rd	2.750	
			1.930	\$170,843.54
	S- 30	W Peach Rd	1.930	
			2.260	\$65,571.39
	S- 317	Wateree Estates Rd	2.260	
			1.490	\$314,062.06
	S- 216	Hillcrest Dr	0.090	
	S- 217	W Woodward St	0.100	
	S- 57	E High St	0.100	
	S- 58	S Zion St	0.270	
	S- 58	N Zion St	0.710	
	S- 88	E Moultrie St	0.110	
	S- 117	Winn St	0.110	

Infrastructure Maintenance Trust Fund

Project Commitments as of November 30, 2018

Road Committed Values are Grouped by Project

Road Number	Road Number	Road Name	Mileage	Committed
Florence			69.760	\$10,790,096.92
Pavements			69.760	\$10,790,096.92
			4.090	\$1,209,719.59
	S- 360	Hyman Road	4.090	
			3.180	\$2,314,448.79
	US 52	N Ron McNair Blvd	0.238	
	US 52	S Ron McNair Blvd	2.792	
	US 52	Us Hwy 52	0.150	
			2.370	\$2,199,053.00
	SC 327	N Williston Road	2.370	
			1.420	\$2,306,379.49
	S- 12	S Church St	1.420	
			48.010	\$557,470.89
	US 378	W Highway 378 Bypass	2.880	
	US 378	W Turbeville Hwy	6.684	
	US 378	Turbeville Hwy	0.196	
	US 378	E Highway 378 Bypass	0.740	
	US 52	Us Hwy 52	10.583	
	US 52		0.007	
	US 52	S Irby St	7.310	
	US 76	E Palmetto St	12.520	
	US 76	W Palmetto St	6.870	
	US 76	Pisgah Road	0.220	
			5.120	\$1,263,053.77
	US 301		1.700	
	US 301	Freedom Blvd	3.420	
			4.050	\$848,432.58
	S- 358	E Ashby Road	1.800	
	S- 588	Third Loop Road	2.250	
			1.520	\$91,538.81
	US 76	E Palmetto St	1.520	

IMTF Road List to be updated on a periodic basis as additional Projects are committed.

Infrastructure Maintenance Trust Fund

Project Commitments as of November 30, 2018

Road Committed Values are Grouped by Project

Road Number	Road Number	Road Name	Mileage	Committed
Georgetown			70.257	\$21,252,558.08
Pavements			34.320	\$20,863,194.49
			1.410	\$511,184.19
	US 521 BUS	E Main St	0.400	
	US 521 BUS	W Main St	1.010	
			3.440	\$895,144.99
	SC 41 BUS	S Morgan Ave	1.930	
	SC 41 BUS	N Morgan Ave	1.510	
			0.980	\$214,090.13
	S- 35	Schoolhouse Dr	0.980	
			2.710	\$1,174,288.31
	S- 20	E Main St	0.240	
	S- 161	W Church St	0.790	
	S- 449	Martin Luther King Rd	1.480	
	S- 717	Reservoir St	0.200	
			3.510	\$2,107,972.32
	US 17 ALT	Saints Delight Rd	3.510	
			3.820	\$2,355,220.57
	US 17 ALT	Saints Delight Rd	3.820	
			2.250	\$1,079,391.97
	S- 124	Greentown Rd	0.330	
	S- 387	Walker Rd	1.920	
			2.880	\$383,748.50
	S- 52	Plantersville Rd	2.880	
			2.630	\$1,667,811.02
	SC 41	County Line Rd	2.630	
			9.780	\$9,856,905.93
	US 17	Ocean Hwy S	4.727	
	US 17	Church St	1.000	
	US 17	Ocean Hwy	0.433	
	US 17 ALT	Highmarket St	3.470	
	US 17 ALT	Exchange St	0.150	
			0.910	\$617,436.56
	US 521	County Line Rd	0.910	

IMTF Road List to be updated on a periodic basis as additional Projects are committed.

Infrastructure Maintenance Trust Fund

Project Commitments as of November 30, 2018

Road Committed Values are Grouped by Project

Road Number	Road Number	Road Name	Mileage	Committed
Rural Road Safety			35.937	\$389,363.59
			7.237	\$100,000.00
	US 17	Ocean Hwy S	7.237	
			10.000	\$116,815.29
	US 701	N Fraser St	10.000	
			1.000	\$22,548.30
	US 701	N Fraser St	1.000	
			7.700	\$75,000.00
	US 17 ALT	Saints Delight Rd	7.690	
	US 17 ALT	Highmarket St	0.010	
			10.000	\$75,000.00
	US 17 ALT	Saints Delight Rd	6.210	
	US 17 ALT	County Line Rd	3.790	

Infrastructure Maintenance Trust Fund

Project Commitments as of November 30, 2018

Road Committed Values are Grouped by Project

Road Number	Road Number	Road Name	Mileage	Committed
Greenville			72.258	\$26,357,626.95
Pavements			45.790	\$19,714,881.89
			4.190	\$610,498.59
	S- 21	Rutherford Rd	4.190	
			8.670	\$9,519,080.77
	SC 183	Buncombe St	0.440	
	SC 183	E North St	0.218	
	SC 183	W North St	0.112	
	US 123	Easley Bridge Rd	0.630	
	US 123	New Easley Hwy	2.070	
	US 25	White Horse Rd	2.570	
	US 29	Mills Ave	0.950	
	US 29	N Church St	1.130	
	US 29	S Church St	0.550	
			5.680	\$4,955,893.91
	US 25	N 25 Hwy	5.680	
			2.760	\$2,854,938.85
	S- 149	E Faris Rd	1.500	
	S- 149	W Faris Rd	1.260	
			1.080	\$337,002.70
	US 29	Wade Hampton Blvd	1.080	
			3.690	\$565,059.79
	SC 146	Woodruff Rd	1.760	
	SC 418	418 Hwy	1.930	
			8.520	\$283,387.69
	S- 541	W Georgia Rd	3.290	
	S- 55	Fairview Rd	1.610	
	S- 84	Standing Springs Rd	3.322	
	S- 84	Holcombe Rd	0.298	
			3.830	\$269,820.88
	SC 14	14 Hwy	0.560	
	SC 14	S 14 Hwy	0.690	
	US 29	Wade Hampton Blvd	0.250	
	US 29	W Wade Hampton Blvd	2.330	
			7.370	\$319,198.71
	SC 418	418 Hwy	1.270	
	SC 414	414 Hwy	3.350	
	SC 8	8 Hwy	2.750	

IMTF Road List to be updated on a periodic basis as additional Projects are committed.

Infrastructure Maintenance Trust Fund

Project Commitments as of November 30, 2018

Road Committed Values are Grouped by Project

Road Number	Road Number	Road Name	Mileage	Committed
Rural Road Safety			26.468	\$6,642,745.06
			5.680	\$406,589.36
	US 25	N 25 Hwy	5.680	
			13.388	\$256,506.70
	US 25	N 25 Hwy	13.388	
			7.400	\$5,979,649.00
	SC 14	N 14 Hwy	7.400	

Infrastructure Maintenance Trust Fund

Project Commitments as of November 30, 2018

Road Committed Values are Grouped by Project

Road Number	Road Number	Road Name	Mileage	Committed
Greenwood			103.968	\$15,012,997.30
Pavements			84.588	\$11,365,300.08
			1.840	\$812,493.40
	S- 131	Scotch Cross Rd E	1.840	
			4.860	\$2,895,673.94
	US 221	Hwy 72/221 E	4.860	
			3.770	\$1,532,697.12
	S- 187	Marshall Rd	2.390	
	S- 29	Cambridge Av E	1.380	
			1.340	\$18,872.85
	US 25	Byp 25 Ne	0.520	
	US 25	Byp 72 Ne	0.820	
			0.480	\$122,517.57
	SC 254	Grace St	0.480	
			3.110	\$12,553.06
	S- 1	Old Abbeville Hwy	3.110	
			1.498	\$296,827.33
	S- 108	Mathis Rd	0.728	
	S- 108	Mathis St N	0.770	
			6.110	\$779,451.77
	US 178	Hwy 178 N	6.050	
	US 178	Moorefield St	0.060	
			20.520	\$102,036.18
	S- 188	Chinquapin Rd	1.350	
	S- 271	Bucklelevel Rd	1.860	
	S- 495	Woodlawn Rd	4.530	
	S- 50	New Market St	1.040	
	S- 50	Blyth Rd	0.810	
	S- 50	Florida Av	0.590	
	S- 131	Main St E	0.066	
	S- 131	Main St W	0.770	
	S- 131	Golf Course Rd	1.154	
	S- 101	Sweetwater Rd	1.640	
	S- 101	Siloam Church Rd	4.740	
	S- 58	Northside Dr E	1.420	
	S- 97	Deadfall Rd E	0.550	
			3.510	\$70,991.47
	S- 166	Louden Rd	0.410	
	S- 166	Tillman Territory Rd	3.100	

IMTF Road List to be updated on a periodic basis as additional Projects are committed.

Infrastructure Maintenance Trust Fund

Project Commitments as of November 30, 2018

Road Committed Values are Grouped by Project

Road Number	Road Number	Road Name	Mileage	Committed
			5.390	\$21,915.45
	SC 248	Hwy 248	4.678	
	SC 248	Cambridge St S	0.712	
			24.560	\$96,673.53
	US 178	Hwy 178 S	11.430	
	US 25	Hwy 25 S	13.130	
			2.270	\$367,830.61
	S- 588	Hillside Dr	0.170	
	S- 207	Lindsey Av	0.250	
	S- 545	Phillips Cir	0.160	
	S- 546	Trestle Rd	0.890	
	S- 597	Spinnaker Pt	0.190	
	S- 750		0.110	
	S- 750	Harbor Cove Rd	0.330	
	S- 750 SPR		0.046	
	S- 750 SPR	Harbor Cove Rd	0.064	
	S- 86	Old Ninety Six Hwy	0.060	
			1.560	\$1,041,557.76
	S- 39	Durst Av E	1.560	
			2.850	\$2,240,301.76
	SC 185	Hwy 185	2.850	
			0.920	\$952,906.28
	US 221	Hwy 72/221 E	0.920	
	Rural Road Safety		19.380	\$3,647,697.22
			4.030	\$332,133.00
	US 221	Hwy 72/221 E	4.030	
			4.860	\$342,793.50
	US 221	Hwy 72/221 E	4.860	
			10.490	\$2,972,770.72
	US 25	Hwy 25 N	10.490	

IMTF Road List to be updated on a periodic basis as additional Projects are committed.

Infrastructure Maintenance Trust Fund

Project Commitments as of November 30, 2018

Road Committed Values are Grouped by Project

Road Number	Road Number	Road Name	Mileage	Committed
Hampton			44.630	\$7,650,717.65
Pavements			35.950	\$6,263,690.64
			6.770	\$1,388,260.83
	US 321	Columbia Hwy	6.720	
	US 321	Columbia Hwy N	0.050	
			2.150	\$766,682.27
	S- 1	Yemassee Hwy	0.050	
	S- 13	Railroad Ave	0.060	
	S- 13	Salkahatchie Rd	0.300	
	S- 13	Old Salkehatchie Hwy	1.740	
			1.910	\$450,121.86
	US 321	Columbia Hwy	0.499	
	US 321	Railroad Ave	1.411	
			4.680	\$428,102.68
	SC 3	Browning Gate Rd	2.150	
	SC 63	Main St	0.890	
	SC 63	Walterboro Hwy	1.640	
			0.840	\$110,180.95
	S- 83	Magnolia St	0.840	
			4.680	\$47,756.63
	US 278	Augusta Hwy	0.010	
	US 278	Elm St	2.670	
	US 278	Carolina Ave	2.000	
			3.280	\$358,416.80
	S- 39	Third St	0.751	
	S- 39	Harper Rd	0.949	
	S- 79	Sycamore St	0.140	
	S- 30	Fifth St	0.550	
	S- 107	Clarke Ave	0.280	
	S- 110	Middle St	0.470	
	S- 110	Wood St	0.140	
			2.020	\$761,398.26
	S- 50		0.201	
	S- 50	Hickory Hill Rd	1.819	
			3.840	\$1,208,552.29
	US 321	Columbia Hwy	3.840	
			1.190	\$101,185.37
	S- 510	Lake Warren Rd	1.190	
			4.590	\$643,032.70

IMTF Road List to be updated on a periodic basis as additional Projects are committed.

Infrastructure Maintenance Trust Fund

Project Commitments as of November 30, 2018

Road Committed Values are Grouped by Project

Road Number	Road Number	Road Name	Mileage	Committed
	SC 119	Clyo Rd	2.240	
	SC 68	Yemassee Hwy	2.350	
Rural Road Safety			8.680	\$1,387,027.01
			6.770	\$1,075,192.06
	US 321	Columbia Hwy	6.720	
	US 321	Columbia Hwy N	0.050	
			1.910	\$311,834.95
	US 321	Columbia Hwy	0.499	
	US 321	Railroad Ave	1.411	

Infrastructure Maintenance Trust Fund

Project Commitments as of November 30, 2018

Road Committed Values are Grouped by Project

Road Number	Road Number	Road Name	Mileage	Committed
Horry			104.016	\$56,251,961.03
Pavements			75.419	\$47,669,218.01
			6.110	\$1,074,350.44
	SC 9	Hwy 9	6.110	
			9.090	\$1,526,584.47
	US 701	N Hwy 701	4.718	
	US 701	Hwy 701 Byp	0.132	
	SC 905	N Hwy 905	4.120	
	US 701 BYP	Hwy 701 Byp	0.120	
			5.550	\$818,216.08
	S- 102	Daisy Rd	1.620	
	S- 32	Vaught Rd	0.790	
	S- 548	Four Mile Rd	3.130	
	S- 548	Hwy 548	0.010	
			6.180	\$2,534,925.54
	S- 196	N Oak St	1.270	
	S- 559	Kings Rd	1.890	
	S- 96	Palmetto St	0.290	
	S- 99	Lake Swamp Rd	2.730	
			6.320	\$1,973,102.83
	SC 905	Hwy 905	4.270	
	SC 410	S Green Sea Rd	0.610	
	SC 9 BUS	N Green Sea Rd	1.440	
			4.700	\$6,274,973.91
	SC 9	E Hwy 9	4.700	
			10.229	\$13,883,086.42
	US 17	N Hwy 17	1.447	
	US 17	Hwy 17	5.062	
	US 501	W Hwy 501	3.720	
			13.860	\$14,614,802.71
	US 17	N Hwy 17 Byp	7.560	
	US 501	Church St	1.335	
	US 501	E Hwy 501	4.965	
			2.430	\$281,214.61
	S- 393	Edgewood Dr	0.010	
	S- 393	Watson Ave	0.400	
	S- 393	Baldwin Ave	0.340	
	S- 1250	Nelson Rd	0.510	
	S- 992	Burcale Rd	1.170	
			6.930	\$2,475,735.65

IMTF Road List to be updated on a periodic basis as additional Projects are committed.

Infrastructure Maintenance Trust Fund

Project Commitments as of November 30, 2018

Road Committed Values are Grouped by Project

Road Number	Road Number	Road Name	Mileage	Committed
	S- 1338	Mccormick Rd	1.410	
	S- 140	West Dogwood Rd	4.720	
	S- 263	38Th Ave N	0.800	
			2.230	\$327,497.76
	S- 420	Log Cabin Rd	2.230	
			1.790	\$1,884,727.59
	US 17	N Hwy 17	1.314	
	US 17	S Hwy 17	0.346	
	US 501	Main St	0.130	
			28.597	\$8,582,743.02
			10.206	\$889,034.89
	US 701	S Hwy 701	10.206	
			7.271	\$105,912.61
	SC 90	Hwy 90	7.271	
			10.000	\$7,565,247.22
	SC 9	E Hwy 9 Bus	2.070	
	SC 9	E Hwy 9 Byp	5.190	
	SC 9	W Hwy 9	2.740	
			1.120	\$22,548.30
	US 701	S Hwy 701	1.120	

IMTF Road List to be updated on a periodic basis as additional Projects are committed.

Infrastructure Maintenance Trust Fund

Project Commitments as of November 30, 2018

Road Committed Values are Grouped by Project

Road Number	Road Number	Road Name	Mileage	Committed
Jasper			66.920	\$22,982,933.30
Pavements			27.130	\$7,916,028.75
			6.760	\$3,841,024.77
	US 321	Cotton Hill Rd	6.660	
	US 321	Deerfield Rd	0.100	
			2.550	\$1,811,825.38
	US 278	Independence Blvd	2.550	
			0.850	\$486,890.54
	S- 119	Sand Hills Rd	0.850	
			5.780	\$746,965.71
	US 17	Jacob Smart Blvd	2.326	
	US 17	Kato Bay Rd	0.314	
	SC 462	Coosaw Scenic Dr	3.140	
			2.080	\$258,711.51
	US 17	Kings Hwy	1.480	
	US 321	Deerfield Rd	0.600	
			1.140	\$134,371.62
	S- 13	Bees Creek Rd	1.140	
			1.480	\$14,626.72
	US 17	Kings Hwy	1.480	
			4.260	\$42,101.25
	US 17	Jacob Smart Blvd	4.260	
			0.600	\$371,277.91
	S- 119	Sand Hills Rd	0.600	
			1.630	\$208,233.34
	S- 32	Green St	1.190	
	S- 45	Malphrus St	0.090	
	S- 279	Forrest Dr	0.350	

IMTF Road List to be updated on a periodic basis as additional Projects are committed.

Infrastructure Maintenance Trust Fund

Project Commitments as of November 30, 2018

Road Committed Values are Grouped by Project

Road Number	Road Number	Road Name	Mileage	Committed
Rural Road Safety			37.540	\$12,591,904.55
			6.760	\$541,650.58
	US 321	Cotton Hill Rd	6.660	
	US 321	Deerfield Rd	0.100	
			24.480	\$1,000,000.00
	US 321	Cotton Hill Rd	11.920	
	US 321	Deerfield Rd	12.560	
			6.300	\$11,050,253.97
	US 17	Speedway Blvd	5.769	
	US 17	Whyte Hardee Blvd	0.531	
Bridges			2.250	\$2,475,000.00
			0.750	\$1,375,000.00
	I-95 S	Interstate 95	0.750	
			1.500	\$1,100,000.00
	I-95 S	Interstate 95	1.500	

Infrastructure Maintenance Trust Fund

Project Commitments as of November 30, 2018

Road Committed Values are Grouped by Project

Road Number	Road Number	Road Name	Mileage	Committed
Kershaw			39.920	\$8,697,909.79
Pavements			32.180	\$8,610,409.79
			3.900	\$1,452,436.84
	SC 261	Boykin Rd	3.820	
	SC 261		0.080	
			2.730	\$1,182,455.79
	S- 15	Old Stagecoach Rd	1.840	
	S- 217	Bull St	0.350	
	S- 542	Roberts St	0.540	
			4.500	\$378,394.85
	US 1	Jefferson Davis Hwy	0.831	
	US 1	Highway 1 N	3.669	
			4.780	\$633,263.45
	SC 97	John G Richards Rd	4.780	
			2.790	\$171,152.98
	S- 87	Mill Creek Rd	2.790	
			3.560	\$367,651.29
	S- 187	King St	0.700	
	S- 235	Church St	0.960	
	S- 328	Holland Rd	1.900	
			4.220	\$1,381,890.54
	S- 20	Lockhart Rd	4.220	
			2.280	\$967,445.25
	SC 903	Mcbee Hwy	2.280	
			3.420	\$2,075,718.80
	US 601	Highway 601 South	3.420	
Rural Road Safety			7.740	\$87,500.00
			4.790	\$50,000.00
	US 521	Sumter Hwy	4.790	
			2.950	\$37,500.00
	SC 903	Mcbee Hwy	2.950	

IMTF Road List to be updated on a periodic basis as additional Projects are committed.

Infrastructure Maintenance Trust Fund

Project Commitments as of November 30, 2018

Road Committed Values are Grouped by Project

Road Number	Road Number	Road Name	Mileage	Committed
Lancaster			56.857	\$24,097,156.52
Pavements			26.000	\$13,107,089.26
			2.280	\$1,328,136.32
	S- 218	N Plantation Rd	0.530	
	S- 292	N Plantation Rd	0.690	
	S- 41	Dobys Bridge Rd	0.830	
	S- 45	S Wylie St	0.202	
	S- 45	S S Wylie St	0.028	
			1.710	\$912,668.07
	US 601	Gold Mine Hwy	1.710	
			0.540	\$295,376.44
	US 521	Charlotte Hwy	0.540	
			1.320	\$69,987.95
	S- 755	W North Corner Rd	1.320	
			2.100	\$4,327,733.00
	SC 9	Chester Hwy	0.324	
	SC 9	Hwy 9 Byp W Byp	1.776	
			5.290	\$2,910,332.04
	SC 903	Flat Creek Rd	5.290	
			0.490	\$388,363.41
	S- 2	S Main St	0.315	
	S- 2	N Main St	0.175	
			5.130	\$1,857,492.40
	S- 42	Barberville Rd	2.700	
	S- 420	Colony Rd	1.130	
	S- 836	Burke Duncan Rd	1.300	
			0.770	\$282,546.81
	US 521	Charlotte Hwy	0.770	
			1.060	\$152,660.69
	S- 64	Harrisburg Rd	1.060	
			5.310	\$581,792.13
	S- 284	Old Camden Hwy	5.310	

IMTF Road List to be updated on a periodic basis as additional Projects are committed.

Infrastructure Maintenance Trust Fund

Project Commitments as of November 30, 2018

Road Committed Values are Grouped by Project

Road Number	Road Number	Road Name	Mileage	Committed
Rural Road Safety			30.857	\$10,990,067.26
			10.967	\$50,000.00
	SC 9	Pageland Hwy	10.967	
			11.300	\$10,902,567.26
	US 521	Charlotte Hwy	11.300	
			8.590	\$37,500.00
	SC 903	Flat Creek Rd	8.590	

Infrastructure Maintenance Trust Fund

Project Commitments as of November 30, 2018

Road Committed Values are Grouped by Project

Road Number	Road Number	Road Name	Mileage	Committed
Laurens			66.290	\$13,978,253.97
Pavements			53.890	\$10,833,416.40
			6.150	\$3,285,351.21
	SC 56	Hwy 56 S	5.890	
	SC 56	Jacobs Hwy	0.260	
			2.700	\$1,258,721.34
	S- 53	Fleming St Ext	1.330	
	S- 53	Torrington Rd	1.370	
			5.510	\$56,692.97
	US 76	E Main St	0.407	
	US 76	Hwy 76 E	2.483	
	US 76	Hwy 76 W	2.620	
			3.030	\$690,267.49
	SC 72	Hwy 72 W	3.030	
			4.220	\$390,953.96
	S- 47	Power House Rd	1.260	
	S- 6	Indian Mound Rd	2.960	
			5.940	\$551,337.63
	S- 110	Sawmill Rd	4.540	
	S- 730	Abercrombie Rd	1.400	
			0.610	\$482,937.83
	S- 365	Torrington Rd	0.610	
			0.930	\$1,023,717.78
	SC 56 BUS	S Broad St	0.930	
			2.440	\$1,921,006.31
	US 221	N Harper St	1.350	
	US 221	Lucas Ave	0.630	
	US 221	Hwy 221 N	0.460	
			7.100	\$38,952.60
	S- 114	Stagecoach Rd	3.000	
	S- 161	Mills St	0.770	
	S- 115	Pamela Ln	0.290	
	S- 115	Longview Dr	0.520	
	S- 60	E Farley Av	1.670	
	S- 705	Scuffletown Rd	0.850	
			12.200	\$71,080.79
	SC 49	Hwy 49	8.510	
	SC 66	Whitmire Hwy	3.690	

IMTF Road List to be updated on a periodic basis as additional Projects are committed.

Infrastructure Maintenance Trust Fund

Project Commitments as of November 30, 2018

Road Committed Values are Grouped by Project

Road Number	Road Number	Road Name	Mileage	Committed
			1.210	\$850,965.36
	S- 33	Old Laurens/Greenwood Hwy	1.210	
			1.850	\$211,431.13
	S- 704	Pennington Rd	1.850	
Rural Road Safety			12.400	\$3,144,837.57
			10.000	\$172,066.85
	US 221	221 S	0.383	
	US 221	Hwy 221 S	8.657	
	US 221	Hwy 72 W	0.960	
			2.400	\$2,972,770.72
	US 25	Hwy 25	2.400	

Infrastructure Maintenance Trust Fund

Project Commitments as of November 30, 2018

Road Committed Values are Grouped by Project

Road Number	Road Number	Road Name	Mileage	Committed
Lee			17.930	\$5,213,738.78
Pavements			17.930	\$5,213,738.78
			1.780	\$1,003,786.31
	SC 441	Woodrow Rd	0.780	
	SC 527	Elliott Hwy	1.000	
			3.400	\$850,489.80
	S- 28	Manville_St Charles Rd	3.400	
			2.530	\$423,043.26
	US 76	Hwy 76 W	2.530	
			0.700	\$145,588.77
	S- 111	Dixon Dr	0.320	
	S- 111	Dixon Rd	0.380	
			2.820	\$302,695.43
	S- 13	Ashland-Stokes Bridge Rd	1.740	
	S- 257	Scarborough St	0.160	
	S- 378		0.056	
	S- 378	Mcguirt Rd	0.864	
			4.440	\$1,198,349.24
	S- 21	Lucknow Rd	4.440	
			2.260	\$1,289,785.97
	SC 527	Elliott Hwy	2.260	

IMTF Road List to be updated on a periodic basis as additional Projects are committed.

Infrastructure Maintenance Trust Fund

Project Commitments as of November 30, 2018

Road Committed Values are Grouped by Project

Road Number	Road Number	Road Name	Mileage	Committed
Lexington			117.550	\$62,421,204.11
Pavements			73.050	\$9,150,101.79
			1.920	\$824,892.30
	S- 486	Beechwoods Dr	1.920	
			0.250	\$237,085.75
	US 1	W Main St	0.250	
			6.280	\$2,382,416.33
	S- 77	Two Notch Rd	2.490	
	S- 113	Counts Ferry Rd	1.990	
	S- 73	Fish Hatchery Rd	1.800	
			0.430	\$409,839.82
	US 21	Charleston Hwy	0.430	
			2.570	\$1,272,966.10
	SC 113	Wagner Hwy	2.570	
			3.380	\$178,493.33
	US 1	E Main St	0.943	
	US 1	Augusta Rd	1.557	
	US 321	S Church St	0.500	
	US 321	Savannah Hwy	0.380	
			3.660	\$254,263.10
	SC 692	E 5Th St	0.295	
	SC 692	Redmond Mill Rd	3.365	
			15.340	\$475,004.40
	S- 70	Two Notch Rd	2.840	
	S- 243	Nazareth Rd	2.990	
	S- 278	Calks Ferry Rd	6.740	
	S- 77	Two Notch Rd	2.770	
			4.120	\$1,805,079.72
	US 1	W Columbia Ave	2.140	
	US 1	E Columbia Ave	1.980	

IMTF Road List to be updated on a periodic basis as additional Projects are committed.

Infrastructure Maintenance Trust Fund

Project Commitments as of November 30, 2018

Road Committed Values are Grouped by Project

Road Number	Road Number	Road Name	Mileage	Committed
			14.150	\$241,520.92
	S- 77	Two Notch Rd	3.870	
	S- 24	Main St	1.139	
	S- 24	Peach Festival Rd	0.721	
	S- 165	Memorial Dr	0.020	
	S- 165	Sox St	0.580	
	S- 204	Saint Peters Rd	0.760	
	S- 204	Charter Oak Rd	0.920	
	S- 204	Pisgah Church Rd	2.650	
	S- 204	Longs Pond Rd	0.530	
	S- 56	Alexander Rd	0.547	
	S- 56	Axtell Dr	0.013	
	S- 626	Industrial Dr	2.397	
	S- 626	Glassmaster Rd	0.003	
			4.580	\$119,222.43
	S- 28	Andrew Corley Rd	0.300	
	S- 28	Midway Rd	1.470	
	S- 28	Hope Ferry Rd	0.060	
	S- 17	Mitchell St	0.710	
	S- 1764	Woodberry Rd	1.090	
	S- 738	Andrew Corley Rd	0.950	
			3.000	\$41,415.63
	SC 6	S Lake Dr	2.800	
	SC 35	12Th St Ext	0.200	
			4.230	\$56,936.74
	S- 31	Old Field Rd	2.120	
	S- 31	W Hampton St	2.110	
			1.520	\$292,970.08
	S- 34	Platt Springs Rd	1.520	
			3.420	\$144,159.38
	S- 624	James Dunbar Rd	3.420	
			0.800	\$152,448.41
	SC 6	N Lake Dr	0.800	
			3.400	\$261,387.35
	US 321	S Main St	0.113	
	US 321		0.107	
	US 321	Southbound Rd	3.180	

IMTF Road List to be updated on a periodic basis as additional Projects are committed.

Infrastructure Maintenance Trust Fund

Project Commitments as of November 30, 2018

Road Committed Values are Grouped by Project

Road Number	Road Number	Road Name	Mileage	Committed
Rural Road Safety			33.400	\$18,896,771.57
			20.000	\$12,785,761.37
	US 178	Fairview Rd	19.810	
	US 178	Main St	0.190	
			13.400	\$6,111,010.20
	SC 302	Edmund Hwy	7.910	
	SC 302	Pine St	5.490	
Interstate Upgrade			11.100	\$34,374,330.75
			11.100	\$34,374,330.75
	I- 20		11.100	

Infrastructure Maintenance Trust Fund

Project Commitments as of November 30, 2018

Road Committed Values are Grouped by Project

Road Number	Road Number	Road Name	Mileage	Committed
Marion			15.899	\$6,629,008.93
Pavements			15.899	\$6,629,008.93
			1.850	\$2,273,914.22
	US 501	S Highway 501	1.848	
	US 501	N Hwy 501	0.002	
			2.740	\$891,739.88
	S- 19	Bluff Rd	2.740	
			1.450	\$359,210.15
	US 76	E Hwy 76	1.450	
			3.080	\$684,696.49
	SC 41	S Hwy 41	1.430	
	US 501 BUS	N Hwy 501 Bus	1.650	
			1.349	\$263,668.98
	S- 25	Wahee Rd	1.349	
			0.340	\$217,602.47
	S- 19	Bluff St	0.340	
			1.210	\$433,479.81
	S- 31	Old Stage Rd	1.210	
			2.550	\$249,751.07
	S- 40	Terrell'S Bay Rd	2.550	
			1.330	\$1,254,945.86
	US 501	S Highway 501	1.330	

IMTF Road List to be updated on a periodic basis as additional Projects are committed.

Infrastructure Maintenance Trust Fund

Project Commitments as of November 30, 2018

Road Committed Values are Grouped by Project

Road Number	Road Number	Road Name	Mileage	Committed
Marlboro			19.600	\$6,703,101.21
Pavements			19.600	\$6,703,101.21
			2.460	\$1,940,016.45
	SC 38	Hwy 38 Byp S	0.210	
	SC 38	Hwy 38 S	2.250	
			1.840	\$636,101.54
	S- 50	Zion Rd	1.840	
			1.100	\$470,135.66
	US 1	Hwy 9 W	1.100	
			5.780	\$743,284.13
	US 15	Hwy 15-401 W	5.780	
			0.640	\$127,722.61
	S- 564	Polston Rd	0.640	
			4.110	\$480,796.07
	S- 339	Palmetto Chase Rd	1.340	
	S- 202	Mcqueen Ln	1.460	
	S- 627	Carroway St	0.350	
	S- 704	Arthur Smith St	0.290	
	S- 819	Sulgrave Rd	0.670	
			2.440	\$803,341.44
	S- 55	Hickory Grove Rd	2.440	
			1.230	\$1,501,703.31
	SC 9	Hwy 9 W	1.230	

Infrastructure Maintenance Trust Fund

Project Commitments as of November 30, 2018

Road Committed Values are Grouped by Project

Road Number	Road Number	Road Name	Mileage	Committed
Mccormick			26.300	\$3,236,716.41
Pavements			26.300	\$3,236,716.41
			1.530	\$16,732.50
	US 221	Clarks Hii Hwy	0.456	
	US 221	Clarks Hill Hwy	1.074	
			1.500	\$765,412.82
	SC 28	Hwy 28 N	1.500	
			0.970	\$374,495.36
	S- 11	S Main St	0.970	
			3.920	\$531,748.24
	SC 28	Hwy 28 S	3.920	
			0.820	\$144,501.30
	S- 22	Whitetown Rd	0.820	
			2.340	\$14,681.10
	S- 7	Hwy 7	2.340	
			3.730	\$20,648.41
	US 378	Hwy 378 E	3.730	
			2.740	\$303,139.45
	SC 28	Hwy 28 S	2.740	
			0.280	\$84,209.97
	US 221	Hwy 28 S	0.280	
			7.140	\$368,477.96
	S- 122	Mccormick Ave	0.210	
	S- 91	Fort Charlotte Rd	4.470	
	S- 95		0.030	
	S- 95	Depot St	0.070	
	S- 145	Hammond St	0.210	
	S- 168	Hester Bottoms Rd	1.900	
	S- 259		0.026	
	S- 259	Self St	0.064	
	S- 303	Depot St	0.160	
			1.330	\$612,669.30
	US 221	Hwy 28 S	1.330	

IMTF Road List to be updated on a periodic basis as additional Projects are committed.

Infrastructure Maintenance Trust Fund

Project Commitments as of November 30, 2018

Road Committed Values are Grouped by Project

Road Number	Road Number	Road Name	Mileage	Committed
Newberry			35.970	\$4,493,792.80
Pavements			25.970	\$4,418,792.80
			3.700	\$2,077,135.82
	US 176	Us176	3.700	
			3.100	\$1,318,556.87
	S- 38	Jollystreet Rd	3.100	
			8.310	\$29,263.58
	SC 34	Sc34	3.740	
	SC 391	Sc391	4.570	
			3.170	\$12,724.71
	S- 15	Dreher Island Rd	1.160	
	S- 571	Amicks Landing Rd	0.110	
	S- 571	State Park Rd	1.900	
			2.150	\$269,730.29
	S- 28	Broad River Rd	2.150	
			1.130	\$340,463.08
	SC 34	Dixie Dr	1.130	
			4.410	\$370,918.45
	S- 28	Broad River Rd	2.860	
	S- 28		0.030	
	S- 28	Church St	0.540	
	S- 28	R Stoudemayer Rd	0.320	
	S- 28	Mulberry St	0.120	
	S- 28	River St	0.540	
Rural Road Safety			10.000	\$75,000.00
			10.000	\$75,000.00
	SC 34	Sc34	10.000	

Infrastructure Maintenance Trust Fund

Project Commitments as of November 30, 2018

Road Committed Values are Grouped by Project

Road Number	Road Number	Road Name	Mileage	Committed
Oconee			70.920	\$18,549,252.95
Pavements			49.960	\$17,642,077.55
			1.030	\$680,156.35
	S- 155	E South 2Nd St	0.580	
	S- 610	Daniel Ave	0.450	
			8.440	\$593,752.01
	SC 182	Oakway Rd	3.730	
	SC 59	Tokeena Rd	4.697	
	SC 59	S Oak St	0.013	
			1.710	\$1,588,449.93
	US 76	Byp 123	1.710	
			3.470	\$1,940,717.46
	US 123	Toccoa Hwy	3.470	
			0.950	\$1,464,332.27
	S- 63	W South 4Th St	0.950	
			4.660	\$338,946.40
	S- 65	J P Stevens Rd	0.080	
	S- 65	Martin Creek Rd	3.040	
	S- 21	Friendship Rd	1.540	
			1.460	\$415,953.89
	US 76	Clemson Blvd	1.460	
			1.110	\$1,092,934.03
	S- 488	Wells Hwy	1.110	
			3.330	\$448,654.17
	S- 66	W Pine Grove Rd	1.620	
	S- 85	Greer Rd	0.400	
	S- 85	S South Union Rd	1.230	
	S- 85 CON	Boat Ramp Rd	0.080	
			2.030	\$2,046,277.91
	SC 11	Sc 11	2.030	
			6.760	\$6,093,961.01
	US 76	E Main St	1.670	
	US 76	Toccoa Hwy	0.060	
	US 76	W Windsor St	0.440	
	US 76	E Windsor St	0.280	
	US 76	Sandifer Blvd	4.310	

IMTF Road List to be updated on a periodic basis as additional Projects are committed.

Infrastructure Maintenance Trust Fund

Project Commitments as of November 30, 2018

Road Committed Values are Grouped by Project

Road Number	Road Number	Road Name	Mileage	Committed
			9.200	\$361,239.30
	SC 130	E Main St	0.820	
	SC 130	W Main St	1.090	
	SC 130	Stamp Creek Rd	7.290	
			3.790	\$237,053.93
	S- 181	Pickett Post Rd	3.790	
			2.020	\$339,648.89
	US 76	Clemson Blvd	2.020	
			20.960	\$907,175.40
	Rural Road Safety		14.200	\$600,231.40
	SC 24	West Oak Hwy	14.200	
			6.760	\$306,944.00
	US 76	E Main St	1.670	
	US 76	Toccoa Hwy	0.060	
	US 76	W Windsor St	0.440	
	US 76	E Windsor St	0.280	
	US 76	Sandifer Blvd	4.310	

Infrastructure Maintenance Trust Fund

Project Commitments as of November 30, 2018

Road Committed Values are Grouped by Project

Road Number	Road Number	Road Name	Mileage	Committed
Orangeburg			106.010	\$31,034,321.82
Pavements			72.280	\$20,163,732.41
			1.260	\$493,798.57
	SC 6	Old Number Six Hwy	1.260	
			4.060	\$1,299,034.54
	SC 4	Neeses Hwy	4.060	
			4.750	\$2,366,240.85
	US 301	Five Chop Rd	4.750	
			10.470	\$2,689,213.85
	SC 3 BUS	Springfield Rd	0.280	
	SC 4	Neeses Hwy	5.740	
	SC 4	Springfield Rd	0.120	
	SC 4	Surrey Race Rd	4.330	
			0.410	\$491,160.94
	US 15	Five Chop Rd	0.410	
			3.120	\$1,375,335.66
	S- 205	Bennett St	0.460	
	S- 224	Ellis Ave	1.180	
	S- 224	Gibson St	0.210	
	S- 25	Boulevard St	1.270	
			1.650	\$139,218.87
	SC 6	Old Number Six Hwy	1.650	
			2.330	\$354,115.64
	US 321	Savannah Hwy	2.330	
			4.660	\$343,513.99
	S- 104	Dawson St	3.770	
	S- 1091	Brookside Dr	0.350	
	S- 904	Pinehill Rd	0.170	
	S- 905	Brookside Dr	0.370	
			8.800	\$939,536.01
	US 301	Five Chop Rd	8.800	
			0.910	\$167,589.46
	US 321	Savannah Hwy	0.910	

Infrastructure Maintenance Trust Fund

Project Commitments as of November 30, 2018

Road Committed Values are Grouped by Project

Road Number	Road Number	Road Name	Mileage	Committed
			6.540	\$4,329,281.87
	US 301	Five Chop Rd	5.460	
	R- 7832		0.160	
	R- 7834		0.200	
	R- 7837		0.150	
	R- 7835		0.220	
	R- 7839		0.220	
	R- 7833		0.130	
			11.190	\$971,352.58
	S- 103		0.040	
	S- 103	Gardner Blvd	0.090	
	S- 111	Stafford Ave	1.110	
	S- 22	Whitman St	0.180	
	S- 78	Sprinkle Ave	0.090	
	S- 51	Peake St	1.280	
	S- 153	Buckley St	0.280	
	S- 1006	Medford St	0.200	
	S- 1017	Hesseman Ave	0.610	
	S- 1059	Gardner Blvd	0.170	
	S- 109	Cromer Ave	0.770	
	S- 1113	Pou St	0.170	
	S- 1239	Wheeler St	0.150	
	S- 1556	Alma Dr	0.510	
	S- 1637	Dr To Orbg Prep Up	0.210	
	S- 1771	Heatherwood St	0.070	
	S- 1809	Shannon St	0.060	
	S- 1868	Mcmichael St	0.320	
	S- 2034	Glenzell Rd	1.750	
	S- 209	Salley Rd	1.180	
	S- 256	Toshiba Ct	0.070	
	S- 256	Derrick St	0.070	
	S- 256 SPR	Derrick St	0.090	
	S- 413	Partridge Ln	0.200	
	S- 578		0.050	
	S- 791	Sycamore Dr	0.110	
	S- 826	Marshall St	0.070	
	S- 932	Myers Rd	0.060	
	S- 941	Bedford Ave	1.140	
	S- 980	Bedford Ave	0.090	
			4.010	\$1,192,399.86
	S- 470	Old Ellore Rd	4.010	
			6.060	\$1,842,410.89
	SC 6	Old Number Six Hwy	5.760	
	US 21	Freedom Rd	0.300	
			2.060	\$1,169,528.83

IMTF Road List to be updated on a periodic basis as additional Projects are committed.

Infrastructure Maintenance Trust Fund

Project Commitments as of November 30, 2018

Road Committed Values are Grouped by Project

Road Number	Road Number	Road Name	Mileage	Committed
	US 601	Saint Matthews Rd	2.060	
Rural Road Safety			33.730	\$10,870,589.41
			4.390	\$425,565.88
	US 78	Dorange Rd	4.390	
			1.260	\$90,968.07
	SC 6	Old Number Six Hwy	1.260	
			4.060	\$241,176.57
	SC 4	Neeses Hwy	4.060	
			4.750	\$342,935.20
	US 301	Five Chop Rd	4.750	
			10.470	\$735,686.24
	SC 3 BUS	Springfield Rd	0.280	
	SC 4	Neeses Hwy	5.740	
	SC 4	Springfield Rd	0.120	
	SC 4	Surrey Race Rd	4.330	
			8.800	\$9,034,257.45
	US 301	Five Chop Rd	8.800	

Infrastructure Maintenance Trust Fund

Project Commitments as of November 30, 2018

Road Committed Values are Grouped by Project

Road Number	Road Number	Road Name	Mileage	Committed
Pickens			44.680	\$20,557,192.62
Pavements			44.680	\$20,557,192.62
			2.000	\$2,468,410.56
	US 123	Calhoun Mem Hwy	2.000	
			2.130	\$1,196,540.91
	S- 160	Old Magnolia Rd	0.187	
	S- 160	Jones Mill Rd	1.943	
			2.600	\$176,573.80
	US 123	Calhoun Mem Hwy	2.600	
			0.740	\$242,872.26
	SC 135	N A St	0.670	
	SC 135	Dacusville Hwy	0.070	
			11.950	\$83,055.00
	SC 133	Mt Olivet Rd	2.170	
	SC 133	Crowe Creek Rd	9.780	
			2.630	\$326,848.38
	S- 18	Eighteen Mile Rd	0.266	
	S- 18	Church St	1.344	
	S- 91	White Oak Rd	1.020	
			4.310	\$169,467.23
	S- 29	Russell St	0.350	
	S- 29	E 2Nd Ave	0.168	
	S- 29	E 3Rd Ave	0.262	
	S- 29	S B St	0.340	
	S- 29	Ramp	0.224	
	S- 29	Brushy Creek Rd	2.966	
			1.720	\$1,391,423.53
	S- 160	Jones Mill Rd	1.720	
			1.940	\$343,646.47
	S- 35	Cannery Rd	0.580	
	S- 35	Yeoman Dr	0.030	
	S- 35 CON	Cannery Rd	0.050	
	S- 80	Tabor Woods Rd	1.280	
			1.720	\$1,676,165.29
	SC 93	Greenville Hwy	1.554	
	SC 93	Liberty Dr	0.166	

IMTF Road List to be updated on a periodic basis as additional Projects are committed.

Infrastructure Maintenance Trust Fund

Project Commitments as of November 30, 2018

Road Committed Values are Grouped by Project

Road Number	Road Number	Road Name	Mileage	Committed
			7.930	\$10,565,042.38
	US 123	Calhoun Mem Hwy	6.323	
	US 123	Tiger Blvd	1.607	
			1.130	\$1,406,061.64
	US 76	Tiger Blvd	1.130	
			3.510	\$399,572.64
	US 178	Moorefield Mem Hwy	0.850	
	US 178	Ann St	0.450	
	SC 8	Pelzer Hwy	1.741	
	SC 8	S Pendleton St	0.219	
	SC 8	City Ct	0.160	
	SC 8	S 5Th St	0.090	
			0.370	\$111,512.53
	US 123	Tiger Blvd	0.370	

Infrastructure Maintenance Trust Fund

Project Commitments as of November 30, 2018

Road Committed Values are Grouped by Project

Road Number	Road Number	Road Name	Mileage	Committed
Richland			65.124	\$21,234,720.75
Pavements			51.504	\$19,933,551.75
			4.800	\$1,869,050.53
	S- 32	R Stoudemayer Rd	1.500	
	S- 234	Freshly Mill Rd	3.300	
			0.860	\$216,835.47
	S- 3017	Mount View Rd	0.860	
			2.861	\$2,187,006.43
	US 321	Clarendon St	0.040	
	US 321	Fairfield Rd	2.352	
	SC 12 SPR	Forest Dr	0.387	
	SC 12 SPR	Strom Thurmond Blvd	0.082	
			3.413	\$2,404,297.22
	S- 31	Bush River Rd	1.200	
	S- 54	Heins Rd	0.830	
	S- 73	Colonial Dr	0.343	
	S- 3048	Columbiana Dr	1.040	
			2.060	\$1,936,439.42
	US 76	Garners Ferry Rd	2.060	
			0.860	\$817,541.12
	US 1	Two Notch Rd	0.380	
	US 21 CON	Blossom St	0.480	
			5.170	\$1,013,980.96
	SC 12	Percival Rd	5.170	
			3.590	\$803,238.02
	S- 129	Kennerly Rd	2.600	
	S- 217	Kennerly Rd	0.990	
			1.690	\$1,090,648.23
	US 321	Fairfield Rd	1.690	

Infrastructure Maintenance Trust Fund

Project Commitments as of November 30, 2018

Road Committed Values are Grouped by Project

Road Number	Road Number	Road Name	Mileage	Committed
			7.400	\$680,045.71
	S- 197	Monroe St	0.220	
	S- 271	Cedarwood Ln	0.300	
	S- 94	Victory St	0.500	
	S- 110	Shandon St	0.260	
	S- 1023	Timberlane Dr	0.100	
	S- 1586	Omega Dr	1.000	
	S- 1586	Woodfield Dr	0.050	
	S- 1957	Easter St	1.170	
	S- 214	Betsy Dr	0.710	
	S- 235	Elizabeth Ave	0.110	
	S- 2475	Hopewell Church Rd	1.010	
	S- 2491	Gibbs Rd	0.710	
	S- 250	Devonshire Dr	0.250	
	S- 270	Parkman Dr	0.130	
	S- 272	Camellia St	0.230	
	S- 2907	Winhill Rd	0.650	
			6.940	\$2,027,081.82
	S- 334	Peeples St	0.920	
	S- 334	Blue Ridge Ter	2.870	
	S- 1593	Humphrey Dr	0.450	
	S- 2200	Blythewood Rd	2.700	
			6.240	\$2,572,971.78
	SC 48	Bluff Rd	6.240	
			3.250	\$1,799,492.12
	US 76	Garners Ferry Rd	3.250	
			2.370	\$514,922.92
	SC 16	Rosewood Dr	2.370	
	Rural Road Safety		13.620	\$1,301,169.00
			13.620	\$1,301,169.00
	US 76	Garners Ferry Rd	10.951	
	US 76	Hill St	2.240	
	US 76		0.429	

Infrastructure Maintenance Trust Fund

Project Commitments as of November 30, 2018

Road Committed Values are Grouped by Project

Road Number	Road Number	Road Name	Mileage	Committed
Saluda			28.280	\$7,344,590.48
Pavements			16.960	\$6,485,721.49
			3.470	\$1,648,666.91
	S- 25	Spann Rd	1.300	
	S- 107	Pencreek Rd	2.170	
			2.910	\$1,287,933.95
	SC 121	Newberry Hwy	2.910	
			4.690	\$2,051,333.09
	SC 121	Newberry Hwy	4.690	
			2.030	\$943,295.39
	S- 25	Spann Rd	2.030	
			2.600	\$470,075.50
	US 378	Columbia Hwy	1.460	
	US 378	Travis Ave	1.140	
			1.260	\$84,416.65
	S- 136	Ivory Key Rd	1.260	
Rural Road Safety			11.320	\$858,868.99
			2.910	\$261,021.01
	SC 121	Newberry Hwy	2.910	
			4.690	\$442,896.49
	SC 121	Newberry Hwy	4.690	
			1.400	\$144,951.49
	SC 121	Newberry Hwy	1.400	
			2.320	\$10,000.00
	US 1	Highway 1	2.320	

IMTF Road List to be updated on a periodic basis as additional Projects are committed.

Infrastructure Maintenance Trust Fund

Project Commitments as of November 30, 2018

Road Committed Values are Grouped by Project

Road Number	Road Number	Road Name	Mileage	Committed
Spartanburg			85.560	\$129,540,683.63
Pavements			78.480	\$19,595,183.63
			2.150	\$2,073,013.95
	US 176	S Pine St	2.150	
			4.550	\$4,772,863.59
	SC 101	Highway 101 S	0.840	
	SC 9	Boiling Springs Rd	1.110	
	US 176 CO2	N Church St	0.210	
	US 221	Chesnee Hwy	2.390	
			3.880	\$2,220,515.72
	S- 45	Old Pacolet Rd	1.821	
	S- 45	White Plains Rd	0.079	
	S- 222	Howell Rd	1.980	
			3.850	\$368,122.93
	SC 295	Southport Rd	3.850	
			7.750	\$617,718.30
	SC 11	Highway 11	1.110	
	SC 11	Highway 11 W	6.479	
	SC 11	W Cherokee St	0.161	
			2.500	\$136,457.67
	SC 295	W Blackstock Rd	1.500	
	SC 295	E Blackstock Rd	1.000	
			8.950	\$673,326.19
	S- 65	New Cut Rd	2.950	
	S- 190	Mountain View Rd	1.550	
	S- 74	Riveroak Rd	4.450	
			10.660	\$251,850.30
	S- 91	Tucker Rd	1.220	
	S- 56	Old Furnace Rd	4.910	
	S- 681	Whitestone Rd	4.530	
			5.120	\$466,849.13
	SC 14	S Highway 14	1.270	
	SC 295	Southport Rd	3.850	
			16.180	\$241,946.18
	SC 56	Highway 56	10.150	
	SC 215	E Blackstock Rd	3.390	
	SC 215	Stone Station Rd	2.640	

IMTF Road List to be updated on a periodic basis as additional Projects are committed.

Infrastructure Maintenance Trust Fund

Project Commitments as of November 30, 2018

Road Committed Values are Grouped by Project

Road Number	Road Number	Road Name	Mileage	Committed
			1.680	\$324,153.85
	US 221	N Main St	0.300	
	US 221	Highway 221	1.380	
			3.490	\$630,991.59
	S- 60		1.990	
	S- 227	E Main St	1.500	
			3.720	\$2,110,465.07
	S- 37	Compton Bridge Rd	3.720	
			4.000	\$4,706,909.16
	US 221	Chesnee Hwy	2.188	
	US 221	S Alabama Ave	1.812	
			7.080	\$109,945,500.00
			3.680	\$101,554,500.00
	I- 85		3.680	
			3.400	\$8,391,000.00
	I- 85		3.400	

Infrastructure Maintenance Trust Fund

Project Commitments as of November 30, 2018

Road Committed Values are Grouped by Project

Road Number	Road Number	Road Name	Mileage	Committed
Sumter			67.322	\$12,206,725.34
Pavements			41.520	\$10,750,876.88
			8.600	\$2,428,871.18
	US 76	Broad St	8.600	
			3.670	\$1,418,681.27
	S- 514	Edgehill Rd	1.290	
	S- 81	W Brewington Rd	1.650	
	S- 94	Britton Rd	0.730	
			4.340	\$709,589.79
	US 76	Broad St	4.340	
			1.990	\$414,389.49
	US 378	Myrtle Beach Hwy	1.990	
			0.970	\$420,840.52
	S- 1074	E Wesmark Blvd	0.400	
	S- 1074	W Wesmark Blvd	0.570	
			2.370	\$20,000.00
	SC 53	Narrow Paved Rd	2.370	
			6.640	\$1,305,632.16
	US 521	S Us 521 Hwy	6.640	
			5.280	\$534,330.25
	S- 114	Hauser St	0.390	
	S- 94	Britton Rd	3.130	
	S- 517	Beulah Cuttino Rd	1.760	
			3.420	\$1,360,436.33
	S- 12	Martinville Church Rd	0.250	
	S- 12	Leonard Brown Rd	1.990	
	S- 41	Eastern School Rd	1.170	
	S- 41	Crossover	0.010	
			4.240	\$2,138,105.89
	SC 53	Narrow Paved Rd	4.240	

IMTF Road List to be updated on a periodic basis as additional Projects are committed.

Infrastructure Maintenance Trust Fund

Project Commitments as of November 30, 2018

Road Committed Values are Grouped by Project

Road Number	Road Number	Road Name	Mileage	Committed
Rural Road Safety			25.802	\$1,455,848.46
			4.300	\$206,946.89
	US 76	Broad St	4.300	
			4.340	\$543,863.57
	US 76	Broad St	4.340	
			7.800	\$655,038.00
	US 76	Broad St	7.800	
			9.362	\$50,000.00
	US 521	Camden Hwy	6.260	
	US 521	Thomas Sumter Hwy	3.102	

Infrastructure Maintenance Trust Fund

Project Commitments as of November 30, 2018

Road Committed Values are Grouped by Project

Road Number	Road Number	Road Name	Mileage	Committed
Union			18.070	\$5,170,048.46
Pavements			18.070	\$5,170,048.46
			1.420	\$935,029.45
	S- 137	Rice Av Ex	1.420	
			1.560	\$268,556.73
	SC 9	Jonesville Lockhart Hwy	1.560	
			1.850	\$206,134.56
	S- 39	Linersville Rd	1.850	
			1.310	\$267,646.00
	SC 9	Jonesville Lockhart Hwy	1.310	
			2.940	\$1,201,973.02
	US 176	Furman L Fendley Hwy	2.940	
			2.720	\$986,615.67
	S- 13	Pea Ridge Hwy	2.720	
			1.500	\$766,579.97
	US 176	Furman L Fendley Hwy	1.500	
			3.920	\$454,378.41
	S- 274	Police Club Rd	1.560	
	S- 223	Bogan Rd	1.938	
	S- 223	Morris Rd	0.022	
	S- 507	S Evans St	0.100	
	S- 507	E Hillcrest Av	0.090	
	S- 507	W Hillcrest Av	0.210	
			0.850	\$83,134.65
	S- 139	Seigler Rd	0.850	

Infrastructure Maintenance Trust Fund

Project Commitments as of November 30, 2018

Road Committed Values are Grouped by Project

Road Number	Road Number	Road Name	Mileage	Committed
Williamsburg			31.740	\$7,522,661.56
Pavements			21.740	\$7,447,661.56
			3.720	\$1,741,628.68
	US 521	Us 521 Hwy	3.720	
			1.620	\$971,530.56
	US 521	Us 521 Hwy	1.620	
			4.240	\$2,293,404.63
	US 521	Us 521 Hwy	4.240	
			3.020	\$1,155,719.39
	S- 52	Roper Woods Rd	3.020	
			2.950	\$350,997.87
	US 378		0.459	
	US 378	Turbeville Hwy	1.421	
	US 52	Williamsburg County Hwy N	1.070	
			3.840	\$578,918.42
	SC 261	Hemingway Hwy	3.840	
			2.350	\$355,462.01
	S- 24	Nesmith Rd	2.350	
Rural Road Safety			10.000	\$75,000.00
			10.000	\$75,000.00
	US 521	Us 521 Hwy	10.000	

Infrastructure Maintenance Trust Fund

Project Commitments as of November 30, 2018

Road Committed Values are Grouped by Project

Road Number	Road Number	Road Name	Mileage	Committed
York			36.300	\$14,874,949.86
Pavements			33.260	\$14,774,949.86
			0.970	\$692,433.97
	SC 324	Mcfarland Rd	0.970	
			2.620	\$1,261,262.85
	S- 32	Cameron Rd	0.710	
	S- 724	Marshall Rd	1.910	
			3.400	\$1,292,550.86
	SC 161	Old York Rd	3.400	
			4.010	\$1,497,153.91
	SC 161	Old York Rd	3.960	
	SC 322	Mcconnells Hwy	0.050	
			3.420	\$757,927.48
	S- 100	Harris St	0.590	
	S- 64	Lincoln Rd	2.830	
			3.790	\$3,106,815.92
	US 21	Anderson Rd S	3.790	
			0.640	\$762,868.40
	US 21	Anderson Rd S	0.640	
			3.310	\$1,283,211.97
	S- 1172	Park Place Rd	1.030	
	S- 1451	Billy Wilson Rd	1.190	
	S- 334	Carson Rd	1.090	
			6.680	\$775,405.56
	S- 1050	Crossland Rd	1.890	
	S- 1050	Greenleaf Rd	1.300	
	S- 1052	Ce Stewart Rd	3.490	
			1.690	\$1,210,540.07
	S- 22	Pleasant Rd	1.690	
			2.730	\$2,134,778.87
	SC 49	Congress St N	0.310	
	SC 160	Highway 160 W	0.250	
	SC 160	White St N	0.210	
	SC 5	Heckle Blvd	0.590	
	US 321 BUS	Congress St N	0.190	
	US 321 BUS	Kings Mountain St	1.180	

IMTF Road List to be updated on a periodic basis as additional Projects are committed.

Infrastructure Maintenance Trust Fund

Project Commitments as of November 30, 2018

Road Committed Values are Grouped by Project

Road Number	Road Number	Road Name	Mileage	Committed
Rural Road Safety			3.040	\$100,000.00
			3.040	\$100,000.00
	SC 72	Saluda Rd	3.040	

Infrastructure Maintenance Trust Fund

Project Commitments as of November 30, 2018

Road Committed Values are Grouped by Project

Road Number	Road Number	Road Name	Mileage	Committed
Multi-County			0.000	\$6,750,000.00
Grand Total			2,451.165	\$872,545,779.81

IMTF Road List to be updated on a periodic basis as additional Projects are committed.

Infrastructure Maintenance Trust Fund
State Fiscal Year 2019
Revenue Projections to Actual
In Millions, Through November 30, 2018

	Year 2 Revenue Projection SFY18-19	SFY 18-19 YTD Actuals Through November 30, 2018	YTD Forecasted Revenue Receipts	Variance Actuals- YTD Forecasted
Gasoline Portion of the Gas Tax Increase @ 12 cents (2 cents per year for 6 years)	\$120	\$43.61	\$49.80	(\$6.19)
Diesel Portion of the Gas Tax Increase @ 12 cents (2 cents per year for 6 years)	\$34	\$13.67	\$13.31	\$0.36
Registration Fee (\$16 increase)	\$26	\$12.34	\$9.49	\$2.85
Hybrid Vehicles / Alternative Vehicles	\$1	\$0.58	\$0.53	\$0.05
Motor Carrier Road Use Fee	\$4	\$0.00	\$0.00	\$0.00
Infrastructure Maintenance Fee aka Vehicle Sales Tax (New Portion generated from increasing \$300 cap to \$500)	\$69	\$28.50	\$26.35	\$2.15
Refundable Tax Credit	(\$20)	\$0.00	\$0.00	\$0.00
CTC Donor Bonus Transfer from DOT (Act 40 Revisions)	(\$21)	(\$17.62)	(\$21.00)	\$3.38
Act 40: Roads Bill Revenues	\$213	\$81.08	\$78.48	\$2.60
Existing SCDOT Funds now swept into IMTF account: Act 275 Original Vehicle Sales Tax (80% of the first \$300 portion)	\$140	\$57.86	\$53.48	\$4.38
Interest	\$0	\$1.90	\$0.00	\$1.90
Sales and Use Tax - Portion coming from DOR to DOT direct	\$2	\$1.42	\$0.70	\$0.72
Existing SCDOT Revenues swept into the IMTF Account	\$142	\$61.18	\$54.18	\$7.00
TOTAL IMTF Revenues	\$355	\$142.26	\$132.66	\$9.60

Act 40 (Roads Bill)

Existing
Revenues
Swept into
the Account

Intentionally Left Blank

Rebuilding Our Roads

Strategic Plan 2018-2020

ROAD
WORK
AHEAD

THE FIVE GOALS FOR SCDOT'S 2018-2020 STRATEGIC PLAN ARE:

GOAL 1:

Improve safety programs and outcomes in our high-risk areas.

GOAL 2:

Maintain and preserve our existing transportation infrastructure.

GOAL 3:

Improve SCDOT program delivery to increase the efficiency and reliability of our road and bridge network.

GOAL 4:

Provide a safe and productive work environment for SCDOT employees.

GOAL 5:

Earn public trust through transparency, improved communications and audit compliance



South Carolina Department of Transportation

Executive Summary

The South Carolina Department of Transportation (SCDOT) leadership team has developed an agency-wide Strategic Plan to reflect the Department's current priorities, align the entire organization towards these priorities and instill accountability on achieving mission-critical goals. This Strategic Plan was built considering the Governor's vision for South Carolina's infrastructure which is to build a world-class and safe public infrastructure to enhance the quality of life of our citizens and to promote the state in global competitiveness as a location for business, investment, talent, innovation and visitors. Additionally, the Strategic Plan was presented to and discussed with the governing body for the agency in order to ensure that the goals identified are consistent with the policy desires of the SCDOT Commission.

SCDOT is now positioned to be able to make dramatic improvements in the condition and performance of the existing road and bridge network over the next ten years. The 2017 legislative session included a recurring, sustainable funding increase for SCDOT to deploy towards reconstructing our existing infrastructure system. The "Fix-It First" approach for utilization of the new funds will begin the long term process of beginning to bring the system back into a state of good repair. The SCDOT team must ensure that these funds are put to good use and a sound return on the investment is provided to our citizens. Therefore, it is important now more than ever, that SCDOT have a solid Strategic Plan that provides a roadmap for the agency to follow that establishes goals and actions necessary to be successful. This Strategic Plan supports SCDOT's vision to rebuild our transportation system over the next decade in order to provide adequate, safe and efficient transportation services for the movement of people and goods in the Palmetto state.

Strategies, objectives, targets and measures have been identified for each of these overarching goals in order to help guide, align, assess and adjust our activities as we begin our long journey of rebuilding our state's infrastructure. Alignment sessions on the Strategic Plan will be held across the various units within the agency in order to inform and educate our team about the Strategic Plan as well as how each unit fits into achieving our shared goals. Progress will be reported annually and the overall plan will be reviewed by the leadership team every two years in order to determine if changes are needed to the goals, strategies, objectives, targets or measures.



Introduction

The leadership team has prepared this Strategic Plan to serve as our roadmap for success. This Strategic Plan has been carefully crafted to clearly articulate our highest priorities, mesh with our desire to continue our migration towards performance-based management, seed our Transportation Asset Management Plan, formulate our budget policies and establish SMART (specific, measurable, achievable, realistic, and time-bound) objectives. Through regular assessment of these measures and associated trend lines, the leadership team will be able to determine if resource allocation or other adjustments are needed in order to achieve the overall goals and hold ourselves accountable to the taxpayers of South Carolina.

When considering which goals should be included in the 2018-2020 Strategic Plan, the leadership team first assessed the existing condition and performance of South Carolina's infrastructure system as well as SCDOT internal operational items that the Secretary of Transportation had previously targeted for improvement such as:

- **Effectively Communicate the Condition and Performance of the Existing System**
- **Succession Planning**
- **Establish a culture of good customer service**
- **Deliver projects on-time and on-budget**
- **Make DOT a good place to work**



Key System Performance and Condition Measures

Over the past several years, South Carolina has unfortunately seen an increase in traffic fatalities as shown on the below chart. Of particular note is South Carolina’s deadliest ranking as having the highest fatality rate in the Nation for our roads outside of the urban areas.

While SCDOT has traditionally embraced a programmatic approach to safety, through the incorporation of basic safety features into existing projects, the establishment of an intersection improvement program and select safety improvements along our interstates, it is clear that an increased emphasis has to be placed on highway safety as part of the agency’s annual programs. SCDOT has the best opportunity to influence a better outcome for roadway safety through a data-driven analysis and strategically-developed safety programs using engineering-based solutions. The development

and implementation of a strategic Rural Road Safety Program to supplement our existing safety programs is imperative to address the portion of our network that is comprised of the deadliest roads in the state.

The condition of South Carolina’s existing pavements and bridges is also deficient and has been identified as a major concern by drivers on South Carolina roads. It is important for the lead transportation agency in the state to establish that one of its top goals is to invest in the existing pavements of a seriously decayed road network. Additionally, since the SCDOT is responsible for owning, operating and maintaining the fourth-largest state highway system in the nation, the agency must prioritize the funding levels for the various functional classifications of the roads in order to drive better system condition and performance for the motoring public.

Chart 1: Traffic Fatalities in South Carolina

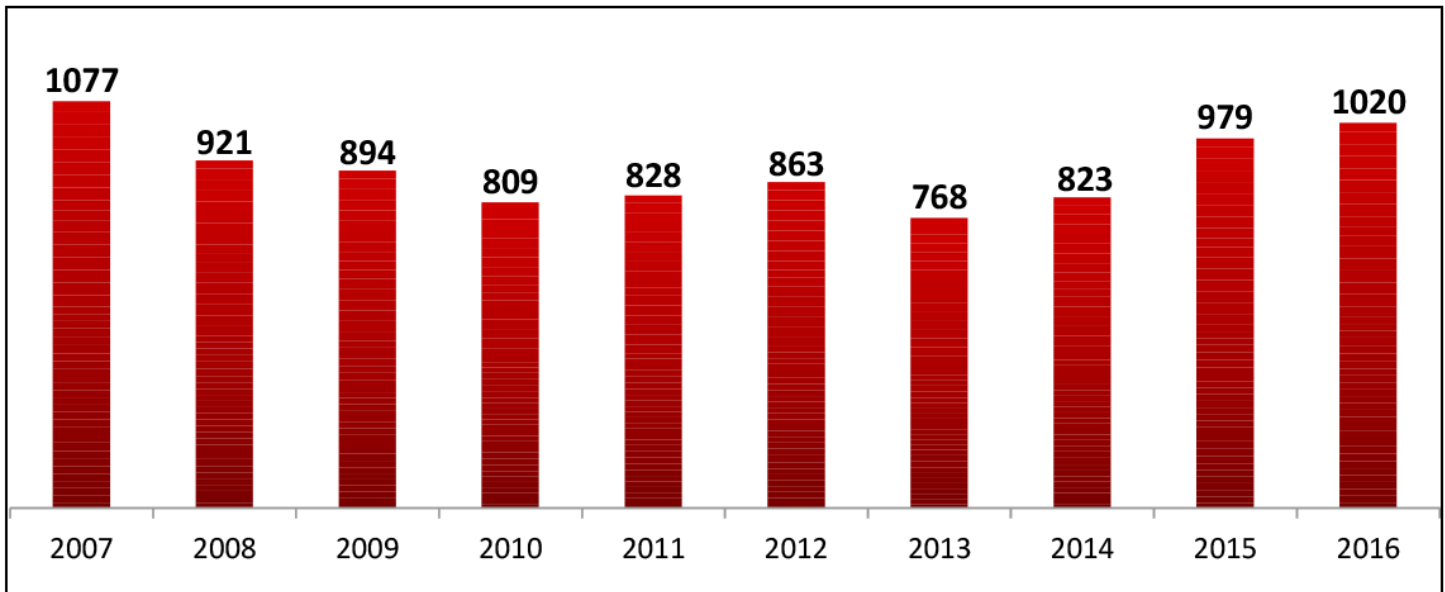


Chart 2: 2016 Statistics of the State Highway System in South Carolina

Roadway Functional Class	Centerline Miles	Lane Miles	% of Traffic Carried Daily	% Good Pavements
Interstate	851	3,819	31%	65%
Primary	9,465	23,994	46%	23%
Federal-Aid Eligible Secondaries	10,409	21,423	17%	19%
Non Federal-Aid Eligible Secondaries	20,633	41,369	6%	15%
	41,358	90,605		

As evidenced in the 2016 statistics, nearly half of all travel in South Carolina daily occurs on the Primary System (US and SC shielded routes). These 9,465 miles of highway in South Carolina represent our major roads into and out of our urban areas and they connect our rural communities together. They include major east-west and north-south corridors crossing our state, such as US 301 and SC 72, and as such are key to the movement of people and freight that drive our economy. Yet, this particular network has decayed to where more than half of the pavements on this heavily travelled network are considered to be in “Poor” condition as depicted in the chart on the right.

Optimizing SCDOT’s investments in pavements under a fix-it-first approach to target this critical network is essential to returning our road system to a state of good repair and meeting the public’s expectation that the paving funds are utilized in a manner to deliver the best possible outcomes for the state system.

The SCDOT Commission and leadership team have also decided to focus our bridge replacement program to target our structurally deficient bridges that impact our state’s economy and daily lives of our citizens. A statewide map of all of the structurally deficient bridges across the state is depicted below.

Another key component to keeping our state’s economy moving is addressing the pinch points that most significantly affect the movement of freight and goods across the state. SCDOT’s current multimodal plan identified the key freight bottlenecks in the state as shown in the map below. These freight bottlenecks are primarily associated with interstate-to-interstate connection points in the urban areas of the state and align with SCDOT’s highest priority interstate widening projects. South Carolina’s continued economic growth will be aided by the timely completion of the priority interstate-to-interstate interchange improvement projects.

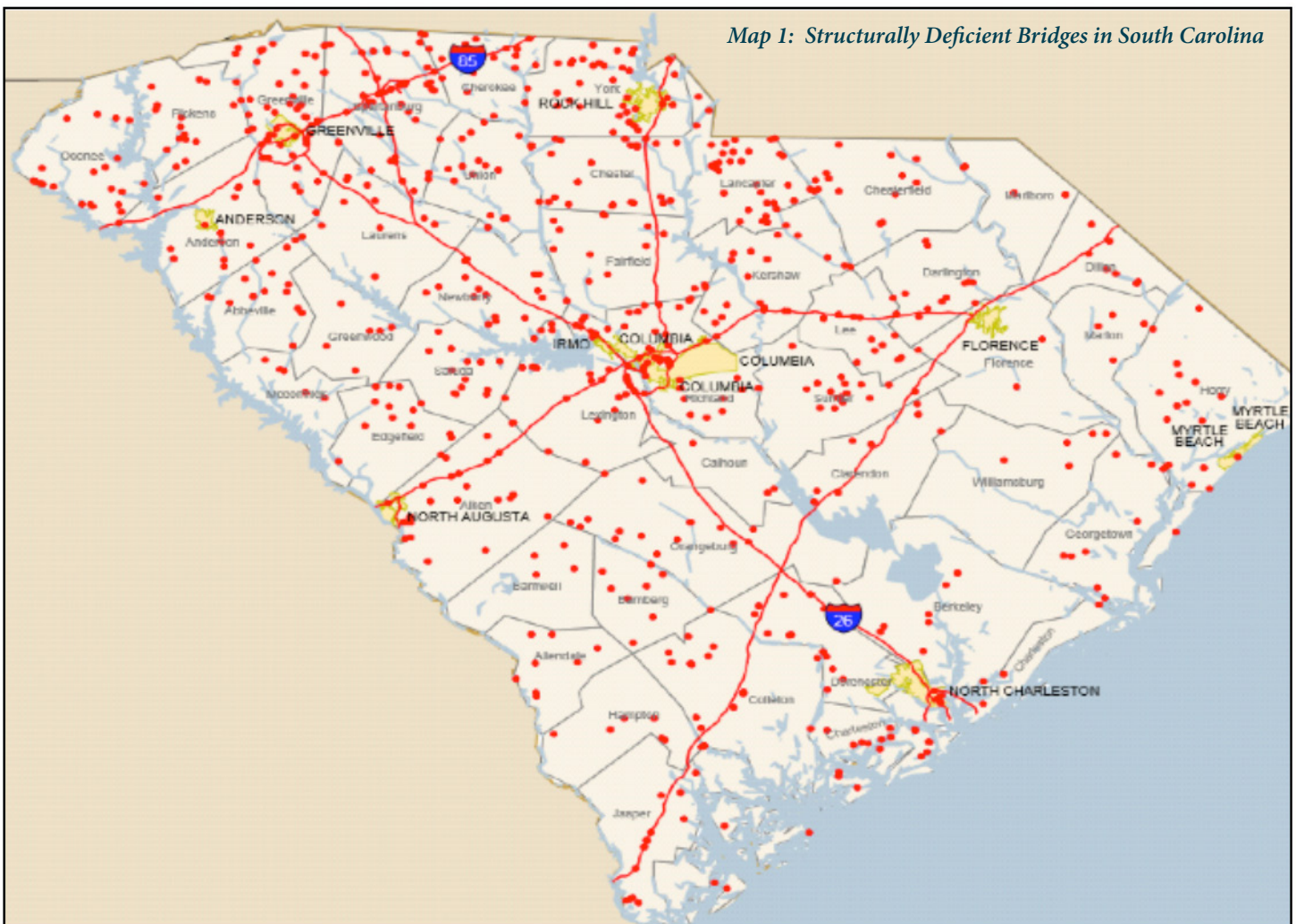
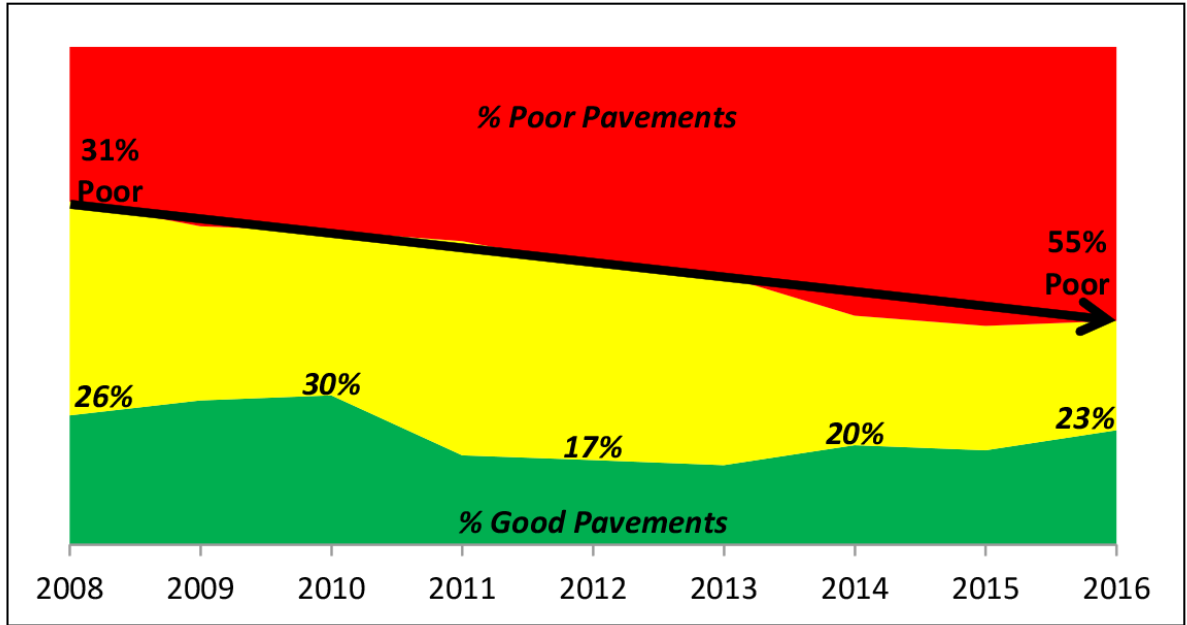
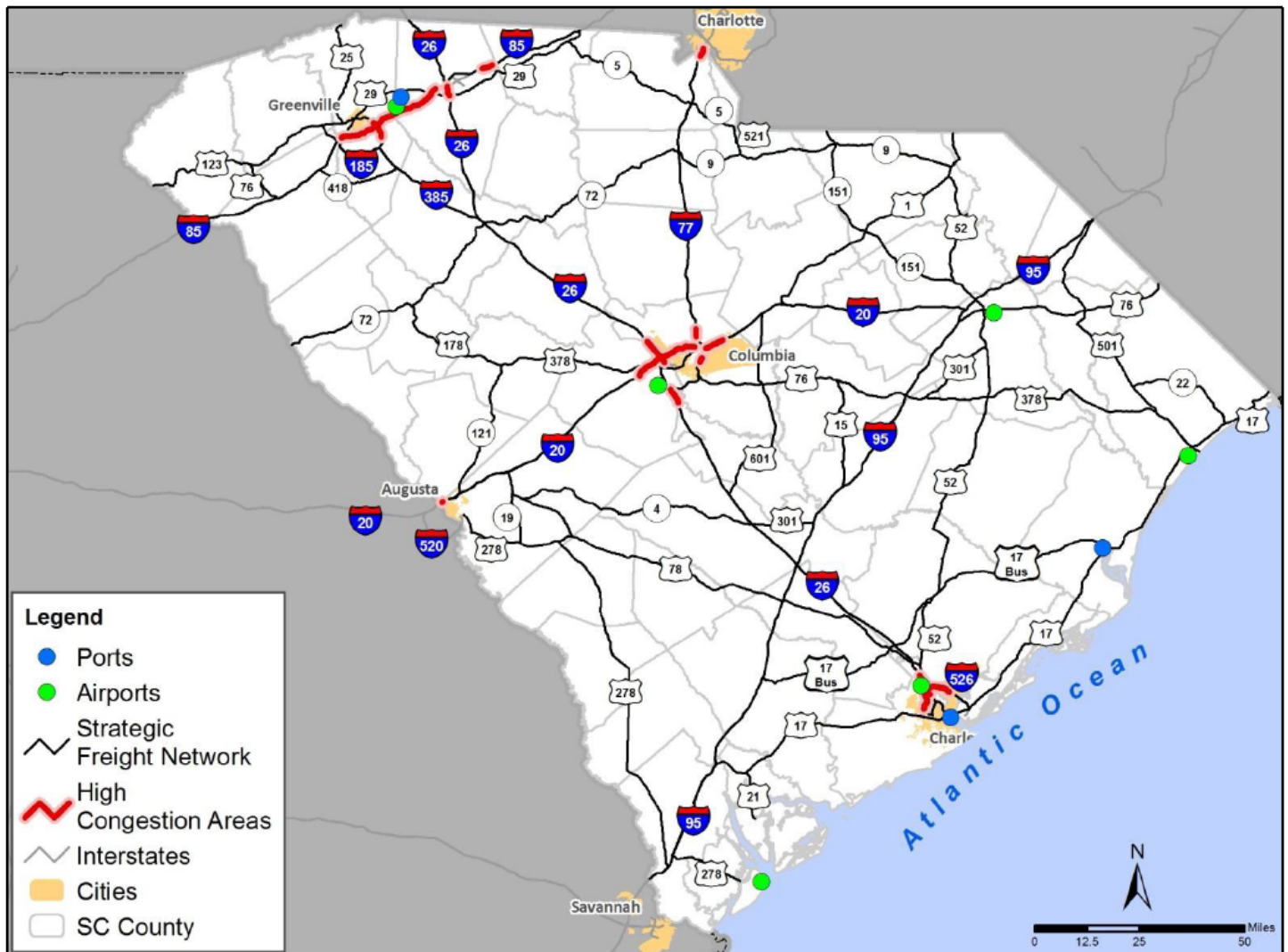


Chart 3: Decay of the Primary System Pavements in South Carolina



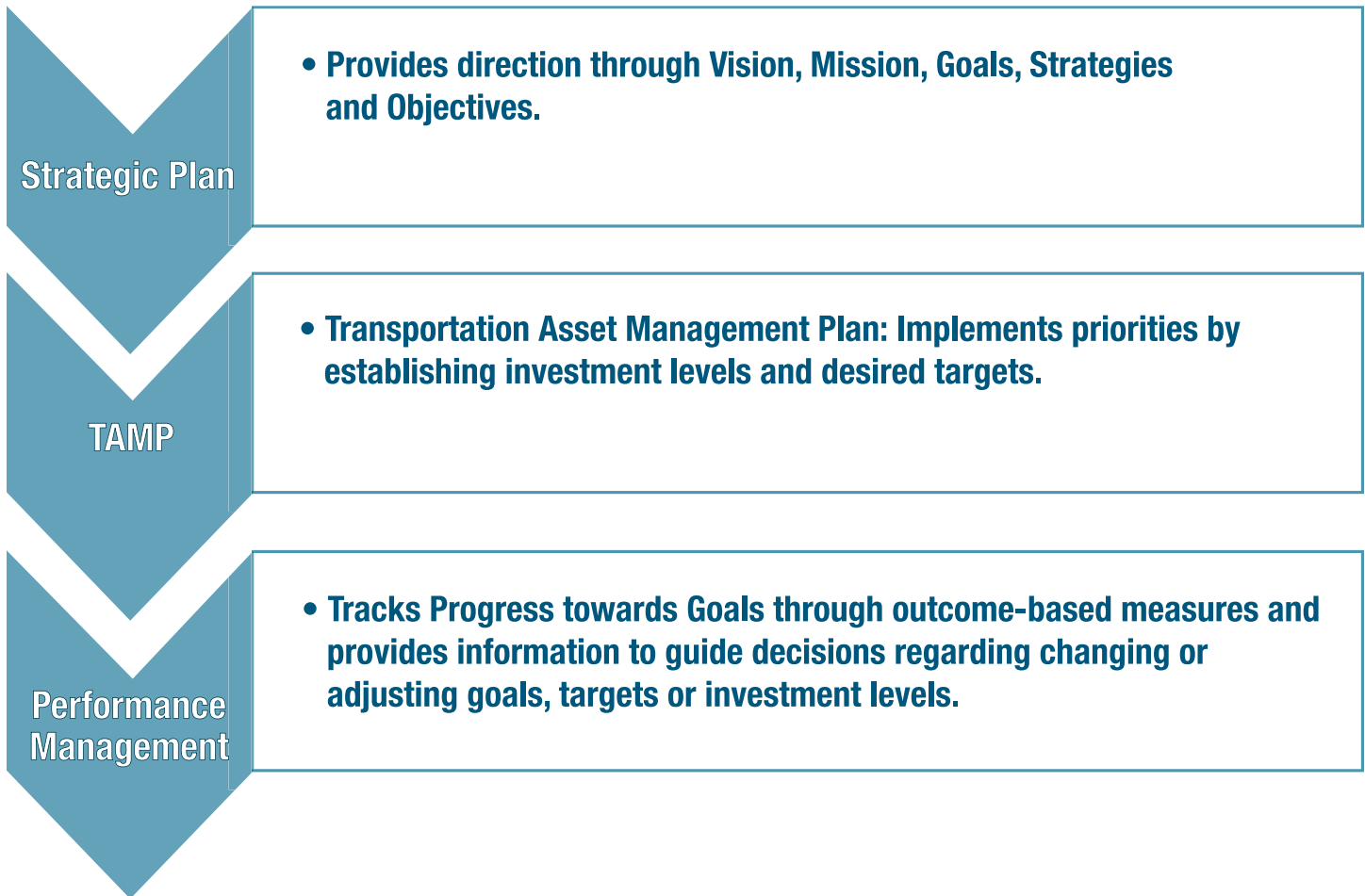
Map 2: Freight Bottlenecks in South Carolina



Our Strategic Plan: A guide to help us Rebuild our Roads

Our task over the next 10 years and beyond is to repair and rebuild our transportation network to ensure that our citizens and businesses can travel on a safe and reliable system. This is a core function of government and SCDOT is entrusted with the responsibility to effectively and efficiently utilize tax payer funds to turn the status of the state-owned transportation network around. We

will accomplish this mission by establishing an overarching Strategic Plan to guide our initiatives, a Transportation Asset Management Plan to articulate our targets and embrace performance management principles that will enable us to determine how we are doing in achieving our goals. We will also utilize risk management strategies to help us identify and mitigate potential obstacles to achieving success.



OUR MISSION: SCDOT connects communities and drives our economy through the systematic planning, construction, maintenance and operation of the state highway system and the statewide intermodal transportation and freight system.

OUR VISION: It is SCDOT's vision to rebuild our transportation system over the next decade in order to provide adequate, safe and efficient transportation services for the movement of people and goods in the Palmetto state.

OUR VALUES: The SCDOT team recognizes the importance of all SCDOT divisions, units, and offices functioning as one team – One SCDOT. Our team not only serves our citizens and businesses to accomplish the mission and achieve the vision, it also exemplifies the qualities and holds the values that make us one of the top DOT's in the nation.



OUR CORE VALUES ARE:

*Team
Excellence
Accountability
Make a Difference*

Strategic Plan 2018 – 2020

Goal 1: Improve safety programs and outcomes in our high-risk areas.

Strategy:	Continue implementation of Highway Safety Plan.
Objective:	Reduce fatalities by 6% by end of calendar year 2020.
Division Responsible:	Traffic Engineering
Measure:	Number of fatalities in the calendar year.
Target:	Decrease by 2% as compared to previous calendar year.
Strategy:	Develop and implement a data-driven, rural road safety program.
Objective:	Reduce fatalities on roads in our rural areas.
Division Responsible:	Traffic Engineering.
Measure:	Miles of Rural Roads treated annually.
Target:	300 miles of rural roads treated by close of calendar year 2020.

Goal 2: Maintain and preserve our existing transportation infrastructure.

Strategy:	Improve SCDOT's reliability on resolving reported maintenance issues.
Objective:	Increase responsiveness regarding customer service requests for routine maintenance items.
Division Responsible:	Maintenance.
Measure:	Annual average of percentage of routine maintenance work requests resolved within 30 days.
Target:	75% resolved within 30 days in each county, each state fiscal year.
Strategy:	Utilize the Transportation Asset Management Plan to drive outcomes on system and asset condition.
Objective:	Increase the % Good Pavements on the road network across the state.
Division Responsible:	Maintenance.
Measure:	Percentage of Pavements in Good Condition.
Target:	By June 30, 2020, increase the % Good Pavements on the Interstate System from 65% Good in 2016 towards a 92% Good target for year 2026.
Target:	By June 30, 2020, increase the % Good on the Major roads (Primary System) from 19% Good in 2016 towards a 53% Good target for year 2026.
Target:	By June 30, 2020, increase the % Good on the Farm-to-Market roads (FA Secondaries) from 19% Good in 2016 towards a 40% Good target for year 2026.
Target:	By June 30, 2020, increase the % Good on the Neighborhood streets (NFA Secondaries) in the State System from 13% Good in 2016 towards a 25% Good target for year 2026.
Objective:	Decrease the number of structurally deficient bridges across the state.
Division Responsible:	Maintenance and Preconstruction.
Measure:	Number of Load-Restricted bridges.
Target:	By June 30, 2020, decrease the number of load-restricted bridges on the State System from 348 towards a zero target for 2026.

Measure: Number of Structurally Deficient Bridges on the National Highway System.
Target: By June 30, 2020, decrease the number of structurally deficient bridges on the National Highway System from 70 towards a zero target for 2026.

Objective: **Improve the level of service of our day-to-day maintenance of the State System for key safety-related items.**

Division Responsible: Maintenance.

Measure: Maintenance Assessment Program Scores for individual asset categories.

Target: By June 30, 2020, the statewide percentage of deficient pavement markings will be reduced by 10%.

Target: By June 30, 2020, the statewide percentage of unacceptable shoulders will be reduced by 10%.

Target: By June 30, 2020, the statewide percentage of roadway with deficient brush management will be reduced by 10%.

Target: By June 30, 2020, the statewide percentage of roadway with deficient limb height will be reduced by 10%.

Target: By June 30, 2020, all counties statewide are conducting 4 mowing cycles annually for all route types.

Objective: **Decrease the number of mass transit vehicles in poor condition.**

Division Responsible: Intermodal & Freight Programs

Measure: Number of SCDOT titled public transit vehicles operating past their useful life.

Target: By June 30, 2020, decrease the percentage operating past their useful life from 47% in 2016 towards a 40% target.

Strategy: **Increase competition by growing the number of South Carolina contractors capable of bidding on road and bridge work.**

Objective: **Enhance the network of small businesses that are ready, willing and able to assist the Agency in meeting its infrastructure goals.**

Division Responsible: Minority & Small Business Affairs.

Measure: Number of certified Disadvantaged Business Enterprises (DBEs) and Small Business Enterprises (SBEs) that receive technical training, business development and management assistance through SCDOT.

Target: From July 1, 2017 to June 30, 2020, annually serve a minimum of 125 DBE and SBE firms that align with the Agency's needs.

Goal 3: Improve SCDOT program delivery to increase the efficiency and reliability of our road and bridge network.

Strategy: **Target known congested areas.**

Objective: **Improve the reliability of the movement of people and goods across the major portions of our road network.**

Division Responsible: Construction and Preconstruction.

Measure: On-time delivery of critical interstate-to-interstate interchanges improvement projects.

Target: By June 30, 2020, all lanes are fully open to traffic for the I85/I385 interchange improvement project in Greenville.

Target: By December 31, 2019, award a design-build contract for the I26/I20/I126 interchange improvement project in Columbia.

Target: By June 30, 2020, the design-build contract Request for Proposals is issued for the I26/I526 interchange improvement project in Charleston.

Division Responsible: Traffic Engineering.

Measure: Average time to clear travel lanes for traffic incidents along our Incident Management Zones.

Target: 20 minutes or less.

Strategy: Increase SCDOT’s reliability of delivering projects on-time and on-budget.

Objective: Projects proceed on schedule and within budget in accordance with SCDOT’s 10-year Program Delivery Plan.

Division Responsible: Preconstruction.

Measure: Percent of phases authorized on schedule for Interstate Widening and Bridge Replacement projects.

Target: From July 1, 2017 through June 30, 2020, 75% of ROW phase on schedule.

Target: From July 1, 2017 through June 30, 2020, 80% of Construction phases on schedule.

Division Responsible: Construction.

Measure: Percent of projects completed on time and construction budget.

Target: From July 1, 2017 through June 30, 2020, complete construction of 80% or more of all projects within contract time.

Target: From July 1, 2017 through June 30, 2020, 90% of all projects are completed within budget.

Objective: Expedite the environmental permitting process for road and bridge projects.

Division Responsible: Environmental Management.

Measure: Development and initiation of a watershed mitigation strategy.

Target: Successful launch by June 30, 2018.

Target: By June 30, 2020, secure mitigation availability within the four highest priority watersheds.

Goal 4: Provide a safe and productive work environment for SCDOT employees.

Strategy: Promote workforce safety throughout the state.

Objective: Increase the public’s awareness of highway worker safety in our work zones.

Division Responsible: Communications.

Measure: Number of “Let’Em Work, Let ‘Em Live” messages transmitted to the public.

Target: Beginning July 1, 2017, issue at least 100 messages each state fiscal year.

Objective: Establish programs to provide unit and individual safety awards and incentives.

Division Responsible: Safety Office.

Measure: Number of SCDOT fatalities in our workzones.

Target: Zero each state fiscal year.

Measure: Number of reportable workplace injuries at SCDOT.

Target: Beginning July 1, 2018, achieve a 5 percent annual reduction over the previous 5-year rolling average.

Strategy: Reinforce a culture of excellent customer service at SCDOT.

Objective: Launch updated Customer Service Training.

Division Responsible: Human Resources.

Measure: Number of SCDOT Team members that have received updated Customer Service Training.

Target: 100% of workforce has received training by July 1, 2019.

Objective: Increase responsiveness.

Division Responsible: Call Center.

Measure: Percentage of customer inquiries responded to within 2 business days.

Target: From July 1, 2017 through June 30, 2020, 95% of customer inquiries to call center are acknowledged by the responsible unit within 2 business days.

Division Responsible: Maintenance.

Measure: Number of days to decision for commercial development permits following complete package submittals.

Target: 90% processed within 30 calendar days, each state fiscal year between July 1, 2017 and June 30, 2020.

Strategy: Plan for an evolving workforce.

Objective: Prepare for an anticipated loss of workforce experience and expertise due to TERI program completion and other retirements.

Division Responsible: Human Resources.
 Measure: Development and implementation of Succession Management planning.
 Target: Prior to January 1, 2018, 100% of our Divisions have developed and are utilizing a Succession Management plan.

Division Responsible: Maintenance
 Measure: National Bridge Inspection Standards certified inspectors are readily available to assist in the inspection and monitoring of our bridges.
 Target: Prior to January 1, 2018, an outsourcing bridge inspection contract is in place to assist our staff.

Objective: Train and develop a strong bench of future leaders through participation in leadership programs.

Division Responsible: Human Resources.
 Measure: Number of graduates of the LEAD, CPM and AASHTO leadership development programs.
 Target: From July 1, 2017 through June 30, 2020, add 60 leadership program graduates to our ranks.

Objective: Continue and enhance efforts to promote a more diverse and inclusive workforce.

Division Responsible: Minority & Small Business and Human Resources.
 Measure: Number of employees that participate in Affirmative Action Overview training, including requirement for a 3-year refresher.
 Target: By July 1, 2019, 100% of SCDOT workforce will have received training.
 Measure: Development and implementation of an Affirmative Action training component for newly hired managers and supervisors.
 Target: By January 2018, the new component has been incorporated into the Human Resources Fundamental course.

Goal 5: Earn public trust through transparency, improved communications and audit compliance.

Strategy: Utilize multiple ways to facilitate interactive communication about SCDOT.

Objective: Simplify the website to create a more user-friendly interface.

Division Responsible: Information Technology and Communications.
 Measure: Revamping the website to focus on the core areas.
 Target: By January 1, 2018, the website has been simplified to no more than 6 main buttons.

Objective: Launch Speaker's Bureau to provide forums for agency personnel to provide updates directly to the public and our industry partners.

Division Responsible: Communications.
 Measure: Number of public speaking engagements.
 Target: Between July 1, 2017 and June 30, 2018, SCDOT staff to engage in at least 100 speaking engagements.

Strategy: Re-tool our existing reports to make them easier to understand.

Objective: Simplify public reporting on the use of taxpayer dollars.

Division Responsible: Finance.
 Measure: Statewide, District and County reports are published monthly on the webpage.
 Target: By January 1, 2018, the financial reports have been updated and are published monthly on the webpage.

Objective: Develop an effective method for communicating how projects are prioritized.

Division Responsible: Communications and Planning.
 Measure: A simpler description of the process has been published on the webpage.
 Target: By January 1, 2018, a simpler description of the process has been published on the webpage.

Strategy:	Provide continuous assurance of audit compliance.
Objective:	Institute a process for providing verification that corrective actions implemented as a result of an audit are continuous.
Division Responsible:	Internal Audit Services.
Measure:	Creation of a repository with regular updates, including verified management action plans.
Target:	By January 1, 2018, a repository has been created and regular verification procedures established for assurance to responsible SCDOT leadership.

Developing Action Plans in support of the Strategic Plan

The most important part of a Strategic Plan is the execution phase. Without proper alignment of the entire organization to these most important goals and regular assessment of progress towards achieving these goals, the Strategic Plan is of little value to the agency. Therefore, SCDOT will hold internal overview sessions for each unit to discuss the Strategic Plan and how their individual unit can contribute towards the goals. As part of aligning our activities for these most important items, each unit will be asked to develop action plans to identify specific activities that are within the control of that unit and will provide the best opportunity to influence progress on the agency's overall goal(s). Regular assessments will be held by SCDOT managers and the leadership team to determine if adjustments are recommended in the target or resource allocation or if there is a common obstacle to success across multiple units.

Below is the process that has been outlined for the SCDOT Team by the Secretary of Transportation:

First Action Plans are Due October 1, 2017

1. Each organizational unit that is provided an annual budget should review the strategic plan to determine how their unit fits into achieving the agency's overall 5 goals. This review should be conducted with your key team members that assist you in leading your unit.
2. After reviewing the strategic plan, each unit leader should identify 3-5 of the targets within the overall strategic plan that their unit has a great deal of influence over. In other words, what are the items that your team can definitely help us move the needle on? Within your 3-5 items, you must include 1 relating to Goal 4 (Providing a safe and productive work environment). Again, you are encouraged to include your key team members in this discussion as they will be instrumental in helping your unit successfully contribute to our overall mission.
3. Track progress within your action plan by quarterly reviewing with your next-level-up supervisor on how you are progressing, share your success stories and discuss any hurdles that you are encountering that are preventing your unit from meeting the items identified in your Action Plan. As part of your review, check the relevant Strategic Plan dashboard item that relates to your action plan item. Care should be taken to look at trend lines and the direction of the trend line versus a single data-point from a particular quarter. Discuss with your supervisor any adjustments or modifications to your action plans that are needed based on recent accomplishments or changed conditions. Once you check something off of your action plan as complete, pick another item to add back into an updated action plan. Your action plan should always be 3-5 items that are high on your to-do list that align to our overall strategic goals.
4. The Directors should hold meetings every 6 months with their respective units and the BFFs (Strategic Planning Leaders Rob Manning & Susan Johnson plus Mark LaBruyere with Internal Audits) to review the action plans, identify obstacles in the way of success in achieving the action plans, identify potential

Your action plan should be in the following format:

Division:		Section:		Unit:		
Goal:						
Strategy:						
Action Steps/Tasks	Resources Assigned	Responsible person	Timelines	Challenges/Hurdles	Possible Solution(s) to the Challenge/Hurdle	Date Completed
Identify what steps or actions are needed by your unit for those 3-5 items. List each item separately.	List resources assigned to accomplishing the items.	Identify a Champion for each item.	Clearly define the timelines you are setting to accomplish the action step/task.	List any challenges/hurdles you think you may encounter that may affect your ability to accomplish the items.	What are some ways to solve the challenges?	
Example at the DEA level: <i>Identify at least 1 potential candidate for the LEAD leadership program from within our district.</i>	<i>DEA and District leadership team to identify candidate(s).</i>	<i>DCE Smith & DME Lee each to identify 1 from their respective areas for DEAs consideration in addition to DEAs review of District Office staff.</i>	<i>Candidate pool identified for DEAs consideration by May 1.</i>	<i>Matching potential candidates up with needs for succession planning.</i> <i>Allowing time for employees to be away from their work stations.</i>	<i>Make it a priority for the long-term success of the District.</i> <i>Institute a cross-training program within the District to continue to groom a bench of candidates.</i>	
Example at RME level: <i>US 29 in my county is identified as one of the deadly roads in the Rural Road Safety Program. The brush may be blocking sight lines and the shoulders may be too high.</i>	<i>2412 and 2424 crews</i>	<i>RMF Hall</i>	<i>By Thanksgiving 2017, have the limbing and shoulder clipping done.</i>	<i>Our Athey loader is in the shop.</i>	<i>Work with a neighboring RME to borrow their loader and/or ask them to provide an operator.</i>	

solutions to addressing those obstacles and share success stories. Again, as part of the review, check the relevant Strategic Plan dashboard item that relates to the action plan items. Care should be taken to look at trend lines and the direction of the trend line versus a single data-point from a particular quarter. The Directors should discuss with the units any adjustments or modifications to the action plans that are needed based on recent accomplishments or changed conditions. The BFFs should provide information flow, including possible solutions, up to the Division Directors and Division Heads regarding the unit's un-mitigated risks to achieving success.

from a particular quarter. The Division Head should discuss with the units any adjustments or modifications to the action plans that are needed based on recent accomplishments or changed conditions. The BFFs should provide information flow, including possible solutions, up to the Direct Reports of the Secretary of Transportation regarding the unit's un-mitigated risks to achieving success. The Direct Reports of the Secretary and the BFFs should schedule a subsequent meeting with the Secretary to discuss any mission-critical risks that may impact our ability to be successful on achieving our strategic goals.

- Each Division should hold meetings every 6 months to review the progress of the Directors in achieving their action plans, discuss obstacles and possible solutions, share success stories and note any adjustments or changes to the action plans that may be needed in order to provide the greatest influence on a particular targeted item. The BFFs should be included in this meeting. Again, as part of the review, check the relevant Strategic Plan dashboard item that relates to the action plan items. Care should be taken to look at trend lines and the direction of the trend line versus a single data-point

- The Division Heads and Direct Reports should review annually with the Secretary progress made in achieving the strategic goals, remaining obstacles in achieving success, analyze solutions relative to those obstacles, share success stories and discuss whether any adjustments to the strategic plan are needed. The annual review should also include an analysis of the remaining highest risks identified across the entire agency and a determination made on how to mitigate those risks. The BFFs should organize and lead the annual review process. The results of the annual review should be communicated throughout the agency.

Fiscal Year 2019-20 Budget Request Executive Summary


U200
 County Transportation Funds
 86

Agency Code:
 Agency Name:
 Section:

BUDGET REQUESTS		FUNDING				FTEs						
Priority	Request Type	Request Title	State	Federal	Earmarked	Restricted	Total	State	Federal	Earmarked	Restricted	Total
1	B1 - Recurring	Operating Fund 49369000				3,555,715	3,555,715					0.00
2						0	0					0.00
3						0	0					0.00
4						0	0					0.00
5						0	0					0.00
6						0	0					0.00
7						0	0					0.00
8						0	0					0.00
9						0	0					0.00
10						0	0					0.00
11						0	0					0.00
12						0	0					0.00
13						0	0					0.00
14						0	0					0.00
15						0	0					0.00
16						0	0					0.00
17						0	0					0.00
18						0	0					0.00
19						0	0					0.00
20						0	0					0.00
21						0	0					0.00
22						0	0					0.00
23						0	0					0.00
24						0	0					0.00
25						0	0					0.00
26						0	0					0.00
27						0	0					0.00
28						0	0					0.00
29						0	0					0.00
30						0	0					0.00
TOTAL BUDGET REQUESTS			0	0	0	3,555,715	3,555,715	0.00	0.00	0.00	0.00	0.00

Intentionally Left Blank

AGENCY NAME:	County Transportation Committee		
AGENCY CODE:	U200	SECTION:	86



**Fiscal Year 2019-20
Agency Budget Plan**

FORM A - BUDGET PLAN SUMMARY

OPERATING REQUESTS (FORM B1)	For FY 2019-20, my agency is (mark "X"):	
	<input type="checkbox"/>	Requesting General Fund Appropriations.
	<input checked="" type="checkbox"/>	Requesting Federal/Other Authorization.
	<input type="checkbox"/>	Not requesting any changes.

NON-RECURRING REQUESTS (FORM B2)	For FY 2019-20, my agency is (mark "X"):	
	<input type="checkbox"/>	Requesting Non-Recurring Appropriations.
	<input type="checkbox"/>	Requesting Non-Recurring Federal/Other Authorization.
	<input checked="" type="checkbox"/>	Not requesting any changes.

CAPITAL REQUESTS (FORM C)	For FY 2019-20, my agency is (mark "X"):	
	<input type="checkbox"/>	Requesting funding for Capital Projects.
	<input checked="" type="checkbox"/>	Not requesting any changes.

PROVISOS (FORM D)	For FY 2019-20, my agency is (mark "X"):	
	<input type="checkbox"/>	Requesting a new proviso and/or substantive changes to existing provisos.
	<input type="checkbox"/>	Only requesting technical proviso changes (such as date references).
	<input checked="" type="checkbox"/>	Not requesting any proviso changes.

Please identify your agency's preferred contacts for this year's budget process.

	<u>Name</u>	<u>Phone</u>	<u>Email</u>
PRIMARY CONTACT:	Kace L. Smith	737-1259	smithKL@scdot.org
SECONDARY CONTACT:	Scott A. Ludlam	737-2919	ludlamsa@scdot.org

I have reviewed and approved the enclosed FY 2019-20 Agency Budget Plan, which is complete and accurate to the extent of my knowledge.

	<u>Agency Director</u>	<u>Board or Commission Chair</u>
SIGN/DATE:		
TYPE/PRINT NAME:	Christy A. Hall, PE	N/A

This form must be signed by the agency head – not a delegate.

AGENCY NAME:	County Transportation Committee		
AGENCY CODE:	U200	SECTION:	86

FORM B1 – RECURRING OPERATING REQUEST

AGENCY PRIORITY	1
------------------------	---

Provide the Agency Priority Ranking from the Executive Summary.

TITLE	Fund 49369000 CTC
--------------	-------------------

Provide a brief, descriptive title for this request.

AMOUNT	General: Federal: Other: \$3,555,715 Total: \$3,555,715
---------------	--

What is the net change in requested appropriations for FY 2019-20? This amount should correspond to the total for all funding sources on the Executive Summary.

NEW POSITIONS	N/A
----------------------	-----

Please provide the total number of new positions needed for this request.

FACTORS ASSOCIATED WITH THE REQUEST	Mark "X" for all that apply:	
	<input checked="" type="checkbox"/>	Change in cost of providing current services to existing program audience
	<input type="checkbox"/>	Change in case load/enrollment under existing program guidelines
	<input type="checkbox"/>	Non-mandated change in eligibility/enrollment for existing program
	<input type="checkbox"/>	Non-mandated program change in service levels or areas
	<input type="checkbox"/>	Proposed establishment of a new program or initiative
	<input type="checkbox"/>	Loss of federal or other external financial support for existing program
	<input type="checkbox"/>	Exhaustion of fund balances previously used to support program
	<input type="checkbox"/>	IT Technology/Security related
	<input type="checkbox"/>	Consulted DTO during development
	Related to a Non-Recurring request – If so, Priority # _____	

STATEWIDE ENTERPRISE STRATEGIC OBJECTIVES	Mark "X" for primary applicable Statewide Enterprise Strategic Objective:	
	<input type="checkbox"/>	Education, Training, and Human Development
	<input type="checkbox"/>	Healthy and Safe Families
	<input type="checkbox"/>	Maintaining Safety, Integrity, and Security
	<input type="checkbox"/>	Public Infrastructure and Economic Development
	<input type="checkbox"/>	Government and Citizens

AGENCY NAME:	County Transportation Committee		
AGENCY CODE:	U200	SECTION:	86

ACCOUNTABILITY OF FUNDS	N/A
--------------------------------	-----

What specific strategy, as outlined in the FY 2018-19 Strategic Planning and Performance Measurement template of agency's accountability report, does this funding request support? How would this request advance that strategy? How would the use of these funds be evaluated?

RECIPIENTS OF FUNDS	Counties participating in the CTC program.
----------------------------	--

What individuals or entities would receive these funds (contractors, vendors, grantees, individual beneficiaries, etc.)? How would these funds be allocated – using an existing formula, through a competitive process, based upon predetermined eligibility criteria?

JUSTIFICATION OF REQUEST	Additional authorization needed as CTC utilize the Act 40 motor fuel increase, as well as, continue to utilize the 2016 and 2017 non-recurring funding.
---------------------------------	---

Please thoroughly explain the request to include the justification for funds, potential offsets, matching funds, and method of calculation. Please include any explanation of impact if funds are not received. If new positions have been requested, explain why existing vacancies are not sufficient.

Intentionally Left Blank

Proposed SFY 2019-20 County Transportation Committee (CTC) Fund Budget

Updated 10/24/18

CTC Revenue Forecast	Actual Revenues 2016-2017	Actual Revenues as of August 24, 2018 2017-2018	General Assembly Approved Budget 2018-2019	Proposed Executive Budget 2019-2020	
Gasoline Tax*	75,822,222	74,898,617	86,220,219	96,480,715	***
Fees and Receipts-Counties	27,804,563	16,047,493	43,230,494	8,000,000	
Investment Earnings	4,469,579	4,017,170	4,500,000	2,000,000	
Transfer-SCTIB	50,000,000	-	-	-	
Misc Transfer-Other Fund	9,500,000	17,022,713	20,500,000	20,500,000	
Total CTC Fund Revenue	167,596,364	111,985,992	154,450,713	126,980,715	

CTC Expenditure Forecast	Actual Expenditures 2016-2017	Actual Expenditures as of July 12, 2018 2017-2018	General Assembly Approved Budget 2018-19	Proposed Executive Budget 2019-2020
Expenditures				
Permanent Improvements	46,734,185	94,874,063	56,138,245	102,416,436
Other Operating	2,707,565	1,436,918	3,252,393	1,570,264
Allocations to Municipalities	7,334,003	3,780,153	8,809,784	4,137,949
Allocations to Counties	101,333,751	78,888,690	121,724,578	85,356,066
Total CTC Budget	158,109,504	178,979,824	189,925,000	193,480,715

*2.66 Cent Allotment of Gas User Fee for 'C' Funds (SEC 12-28-2740 (A))

**increases by .3325 cents each year for 4 years until it reaches 3.99 cents in FY 2022.

***1/2 percent increase plus the 1/3 cent increase - RFA.

Info from SCEIS ZGLA:

		Proviso 117.135 \$50m in 2017	Supp 2016 H4230 \$216 m in 2016
End of Year Cash Balance 06/30/18	209,375,220	Fiscal 2016	\$ 12,568,031
Cash Balance as of 10/24/18	185,506,785	Fiscal 2017	\$ 5,873,595
CTC Operating Fund	156,657,473	Fiscal 2018	\$ 20,625,000
Non-Recurring Fund	28,849,312	Fiscal 2019	\$ 11,001,405
		Fiscal 2020	\$ 12,500,000
		Total	\$ 50,000,000
			\$ 216,000,000

Intentionally Left Blank

County Transportation Committee (CTC)
U200

New Proviso

86.1 (CTC: increased funding) The requirement of Section 13 of Act 40 of 2017 for increased funding to the County Transportation Committees shall come from the proceeds of Section 12-28-310(D), and shall be used exclusively for repairs, maintenance, and improvements to the state highway system.

Intentionally Left Blank